

SID4

for metrology &
high energy physics



PHASICS
the phase control company

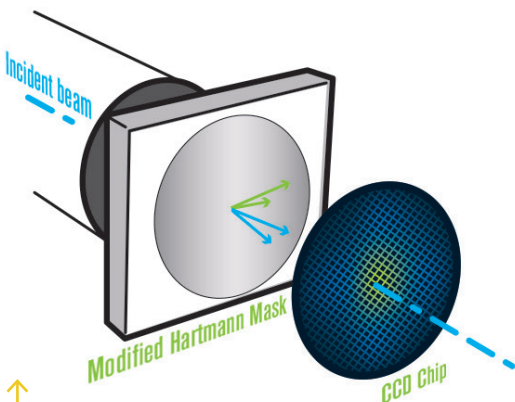




"ONE SINGLE VERSATILE WAVEFRONT SENSOR..."

PHASICS wavefront sensors stand out for both their unrivalled **high resolution** and their **ease of use**. As they cover beam testing, adaptive optics and plasma characterization, PHASICS instruments offer full **versatility** to engineers and researchers in high power laser facilities (Petawatt, Terawatt...).

EXCLUSIVE TECHNOLOGY: 4-WAVE LATERAL SHEARING INTERFEROMETRY



PHASICS technology was introduced to overcome the Shack-Hartmann sensor limitations, especially resolution. This ultra-high resolution enables accurate wavefront measurement for robust calculations of beam parameters.

1 HIGH RESOLUTION

- Up to 120 000 measurement points
- High repeatability
- Robust calculations

2 HIGH DYNAMIC RANGE

- Measurement of strong aberrations

3 DIRECT MEASUREMENT OF DIVERGING BEAM

- Easy set-up & alignment
- High NA with no relay lens
- The after last parabola wavefront measurement

4 SELF REFERENCED

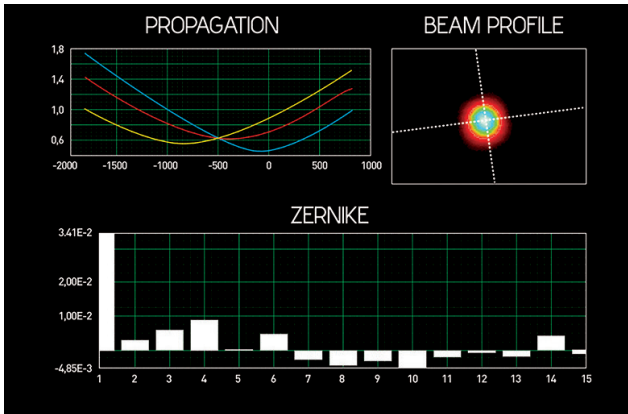
- Compact
- Insensitive to vibration

5 ACHROMATIC

- Compatible with broadband sources: Femtosecond laser, white light or LED
- Cost-effective multi-wavelength solution

...TO MEET ALL YOUR CHALLENGES

I - ACCURATE BEAM CHARACTERIZATION AT ANY POINT OF THE LASER CHAIN



- High resolution of both phase & intensity for robust calculations of all laser beam parameters
- Set-up with no relay lens at any point of the laser chain
- Easy parabola and optics alignment

Aberrations: Zernike, Legendre

Beam propagation: M^2 (ISO 11146), waist, Rayleigh length, divergence

PSF: Strehl ratio, encircled energy

Advanced measurements: Annular or rectangular pupils, multiple pupils, piston, tilt

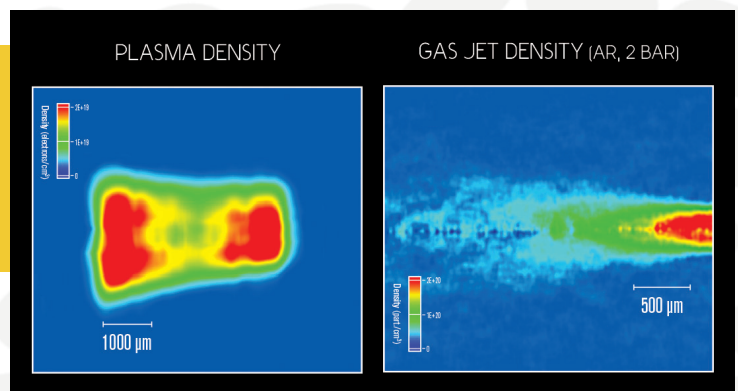
Beam profile: Energy distribution, intensity centroid

II - GAS & PLASMA DENSITY HIGH SENSITIVITY & REPEATABLE MEASUREMENT

- High sensitivity (8x lower noise than Mach-Zender interferometer)
- Accurate at low gas pressure
- Repeatable shot-to-shot measurements to compare homogeneity (nozzle selection, laser pulse illumination...)

EASY & COST-EFFECTIVE SET-UP

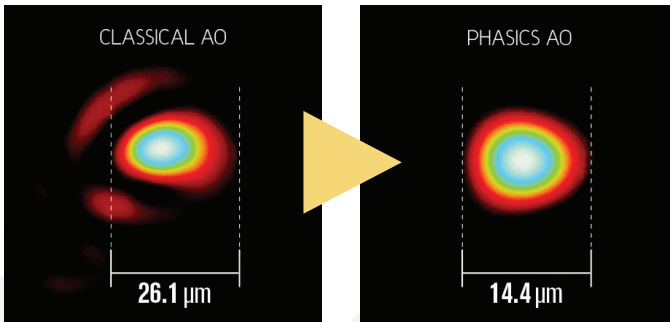
- No reference arm
- Any probe source :
fs-laser, LED, halogen...



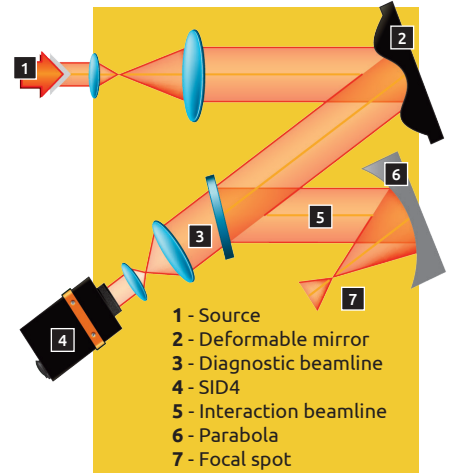
IN LASER EXPERIMENTS"

III - ADVANCED ADAPTIVE OPTICS WITH ANY DEFORMABLE MIRROR

- Telescope aberrations removal
- 3D dynamic pointing



↑ Correction after the last parabola without any additional device to achieve the best possible focal spot



PHASICS® expert team provides insightful support for deformable mirror selection: technology, size, number of actuators, deformable optics and wavefront sensor location, angle of incidence, coating, vacuum...

IV - OPTICS ALIGNMENT & TESTING

EASY DOUBLE PASS MEASUREMENT WITH R-CUBE INTEGRATED ILLUMINATION ADD-ON



- Large mirror measurement in the laser chain
- Telescope aberrations removal
- Lens test and alignment in all the laser chain
- Diagnostic beamline calibration


HIGH RESOLUTION WAVEFRONT SENSORS

SID4 RANGE FROM UV TO IR



	Spectral range	Aperture dimension (mm ²)	Spatial resolution	Phase sampling (pixels)	Phase accuracy (Absolute)	Phase resolution	Vacuum compatibility
UV	190-400 nm	7.8 x 7.8	26 μm	300 x 300	10 nm RMS	2 nm RMS	-
UV HR	190-400 nm	13.84 x 11.01	26 μm	512 x 512	40 nm RMS	1 nm RMS	-
SID4 V	400-1100 nm	9.98 x 8.64	24 μm	416 x 360	10 nm RMS	<2 nm RMS	> 10 ⁻⁶ mbar
SID4	400-1100 nm	5.02 x 3.75	27.6 μm	182 x 136	10 nm RMS	<2 nm RMS	-
SID4 HR	400-1100 nm	9.98 x 8.64	24 μm	416 x 360	20 nm RMS	<2 nm RMS	-
SID4 UHR	400-1100 nm	15.29 x 15.29	27.6 μm	554 x 554	-	<5 nm RMS	-
SWIR	0.9-1.7 μm	9.6 x 7.68	120 μm	80 x 64	15 nm RMS	<2 nm RMS	-
SWIR HR	0.9-1.7 μm	9.6 x 7.68	60 μm	160 x 128	15 nm RMS	<2 nm RMS	-
eSWIR	0.9-2.35 μm	9.6 x 7.68	120 μm	80 x 64	<40 nm RMS*	<6 nm RMS*	-
DWIR	3-5 μm & 8-14 μm	10.88 x 8.16	68 μm	160 x 120	75 nm RMS	25 nm RMS	-
LWIR	8-14 μm	16 x 12	100 μm	160 x 120	75 nm RMS	25 nm RMS	-

*For coherent sources




WITH ANY DEFORMABLE MIRROR

	High Power Laser			Imaging correction	Imaging correction & beam shaping
Technology	Piezo electric (small diameter)	Piezo electric (large diameter)	Mechanical of the latest generation (stepper motor)	Membrane	SLM
Number of actuators	up to 36	up to 150	up to 60	up to 80	800 x 800 or 1080 x 1920
Diameter	15-25 mm	300-400 mm	22-500 mm	10-30 mm	7-16 mm
Damage threshold	Very high (on-demand coating)			High	Medium
Loop speed	5-10 Hz	5-10 Hz	1 Hz	5-10 Hz	5-10 Hz

DEDICATED SOFTWARE PACKAGES

- **SID4 Density module** for plasma diagnosis
- **OASys module** for adaptive optics
- **SID4** for beam analysis





PHASICS

the phase control company

PHASICS S.A.

Bâtiment Mercury I- Espace Technologique
Route de l'Orme des Merisiers, 91190 Saint-Aubin, FRANCE
Tel : +33(0)1 80 75 06 33

PHASICS CORP.

1023 Walnut Street - Suite 100
Boulder CO 80302, USA
Tel : +1 415 610 9741

contact@phasics.com
www.phasics.com