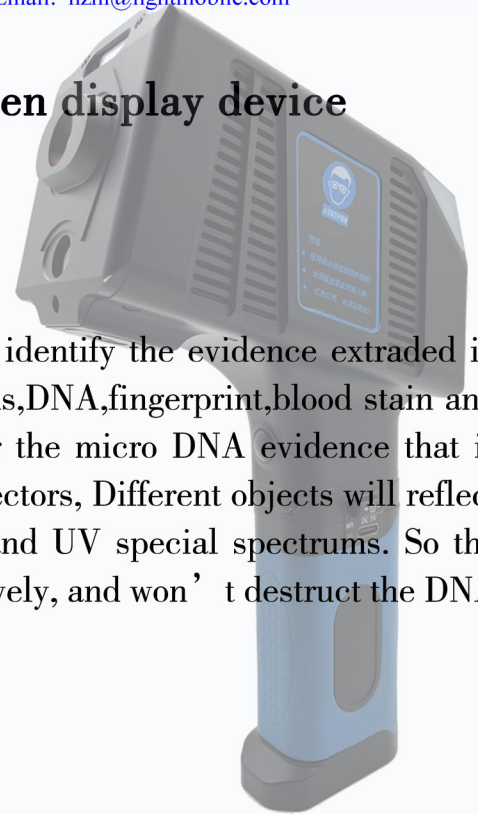


Non-destructive Biological evidence display device

OR-GJG900



Introduction

This device uses laser UV and other special spectrums to identify the evidence extracted in crime scene, according to the features of that biological stains, DNA, fingerprint, blood stain and fibers has the natural fluorescence reflection. Especially for the micro DNA evidence that is invisible by eyes and hidden in the complex and varied vectors, Different objects will reflect and display the strong fluorescence effect under the laser and UV special spectrums. So the device can extract the biological evidence rapidly and effectively, and won't destruct the DNA organism.

Main Features

1. Handheld, we can change the wavelengths, adjust laser power and radiation angle by one hand operation
2. With hand press switch, control output light source, red light warning light output.
Avoid exposure to human eyes or skin.
3. Replacable Li Battery handheld
4. Equipped with tripod connector, it can fixed in the tripod to take photos
5. Searching all kinds of unreliable evidences (like fingerprints, DNA, semen, fibers, etc) rapidly..
6. Excitation reagents (targeting reagents) treat the fluorescence of the physical evidence or the physical evidence itself.
7. UV light source has high purity, high output energy and large spot irradiation area.
8. Laser has the advantages of good monochromaticity, high brightness and high parallelism. Using laser as excitation light source can effectively avoid the interference of stray light (that is, background light) and enhance the fluorescence contrast of the image.
9. Adjustable laser output power
10. Adopting air cooling system to heat radiation
11. When the power capacity indicator turns red from green, it means the rest of power capacity is 10-20%, and need to be charged in time





www.lightmobile.com

Hangzhou Hengli Electronic Technology Co., Ltd.
No. 4 building, Dinglan Rd 118th, Jianggan District,
Hangzhou City, Zhejiang Province, China
Tel: 86-57186987719 Fax: 86-57186431401
Email: hzhf@lightmobile.com

Main function


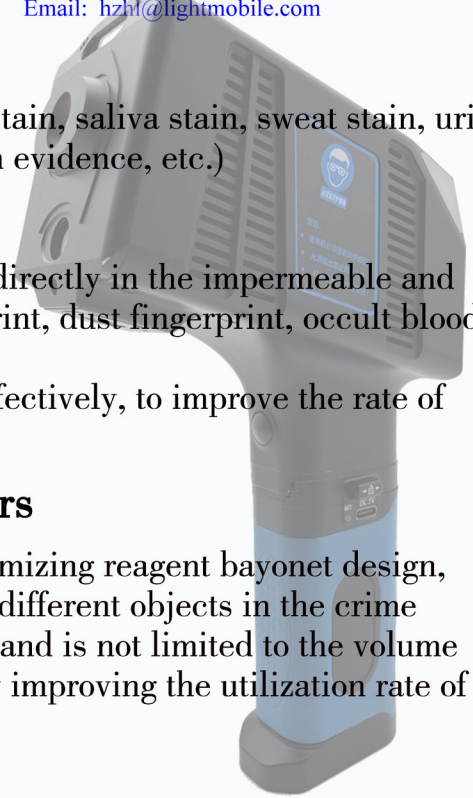
- 1.Strong discovery function for bioactive ingredients (sperm stain, saliva stain, sweat stain, urine traces, hair, shed cells, bone and tooth fragments and hidden evidence, etc.)
- 2.To show the old and disappeared handwriting in paper
- 3.To search and collect the evidence
- 4.To display the old or fresh fingerprints which can be found directly in the impermeable and semipermeable object(like the sweat fingerprint, oil fingerprint, dust fingerprint, occult blood fingerprint ect) in strong fluorescence.
- 5.To find and locate the invisible DNA biological organism effectively, to improve the rate of checking out DNA

Main parameters

- 1.Battery voltage: DC 8.4V
Battery capacity: 5000mAh
- 2.Charging supply: DC 5V/2-3A
- 3.Output wavelengths:
A.530nm 445nm CSS B.UV C.WT
- 4.Output wavelengths and power:
A.530nm/2W 445nm/7W CSS/6.5W
B.UV/12W C.WT/10W
- 5.Size and weight: Weight: 0.95Kg
Size: Main host: 215*123*60
Battery: 94*58*30

Main parameters

Portable electric atomizing reagent bayonet design, can be atomized for different objects in the crime scene or laboratory, and is not limited to the volume of the object, greatly improving the utilization rate of equipment.



United Social Credit Code(Business Licence): 91330104736016531K

ISO 9001 Certified