

GALVANOMETERS

HIGH-PERFORMING SINGLE AXIS CLOSED LOOP GALVANOMETER SCANNER

Novanta develops photonics solutions through our globally recognized brands— ARGES, Cambridge Technology, Laser Quantum and Synrad— specializing in cutting-edge components and sub-systems for laser-based diagnostic, analytical, micromachining and fine material processing applications. Powerful lasers, coupled with advanced beam steering and intelligent sub-systems incorporating software and controls, deliver extreme precision and performance, tailored to our customers' demanding applications.


HIGH SCANNING ACCURACY, SPEED AND RELIABILITY

Engineered by Cambridge Technology, our 83xxK and 62xxK series of scanners feature speed, reliability and high resolution and thermal stability for the most demanding high-precision applications. Each motor combines our moving magnet actuator technology with a position detector only available from Cambridge Technology. This patented technology features stable positioning while achieving the fastest scan speeds available in its category.



ACHIEVE RELIABILITY FOR YOUR VALUE-DRIVEN APPLICATION

- Industry's fastest motor speeds deliver maximum throughput with long-term reliability
- High-accuracy output across a diverse range of application scanning needs
- Robust design supports consistent stability over long product lifetimes
- Footprint of compact models ensures ease of integration for small spaces
- Available with a wide range of mirrors sizes (3 to 50 mm) and coating options



High Power Welding

Micromachining

Laser Treatment

Our 83xxK series features even lower drift, ideal for applications requiring precise features such as micromachining and large field applications that are dependent on stability.

GALVANOMETERS

Specifications	6200K 8300K	6210K 8310K	6215K 8315K	6220K 8320K	6230K 8330K	6231K 8331K	6240K 8340K	6250K 8350K	6260K 8360K
Recommended Aperture Size	3 - 7 mm	3 - 7 mm	3 - 7 mm	5 - 10 mm	8 - 15 mm	8 - 15 mm	12 - 25 mm	25 - 75 mm	30 - 100 mm
Wavelength Options	355 nm / 532 nm / 1030 nm - 1080 nm / 9.4 μm - 10.6 μm Broadband Coatings: 350 nm - 12 μm								
Maximum Scan Angle	40°								
Compatible Servo Drivers	Analog Series: 671, 672, 673 Digital Series: DC900, DC3000 Plus								
Rotor Inertia (gm-cm ² , ±10%)	0.013	0.018	0.028	0.125	0.97	0.82	2.4	15.6	47.5
Torque Constant (dyne-cm/ amp, ±10%)	1.20x10 ⁴	2.79x10 ⁴	3.78x10 ⁴	6.17x10 ⁴	1.31x10 ⁵	1.11x10 ⁵	2.0x10 ⁵	7.08x10 ⁵	8.5x10 ⁵
Maximum Rotor Temperature	110°C								
Thermal Resistance (Rotor to Case)	3.8 °C/watt	2.0 °C/watt	1.0 °C/watt	1.0 °C/watt	0.8 °C/watt	1.0 °C/watt	0.62 °C/watt	0.35 °C/watt	0.2 °C/watt
Coil Resistance (ohms, ±10%)	2.14	3.7	2.5	2.79	1.07	1.27	1.03	1.69	0.60
Coil Inductance (μH, ±10%)	52	109	94	180	173	176	350	1030	530
Back EMF Voltage (μV/°/sec, ±10%)	20.9	48.7	66	108	229	195	346	1220	1480
RMS Current (A at Tcase = 50°C, maximum)	2.3	2.4	4.1	3.9	7.1	5.8	8.2	7.1	12
Peak Current (A, maximum)	6	8	20	20	25	25	25	20	40
Weight	13.3 g	18 g	25.8 g	42.5 g	267 g	142 g	356 g	590 g	1200 g
Position Detector									
Linearity	99.9% minimum, over 20°								
	99.5% typical, over 40°								
Repeatability, Short-Terms	8 μrad								
Output Signal, Common Mode	155 μA (±25%) at AGC current of 25 mA								
Output Signal, Differential Mode	12 μA/° (±5%) at common mode current of 155 μA								
62xxK vs. 83xxK									
Scale Drift (maximum)	62xxK: 50 ppm/°C					83xxK: 15 ppm/°C			
Zero Drift (maximum)	62xxK: 15 μrad/°C					83xxK: 5 μrad/°C			

Notes:

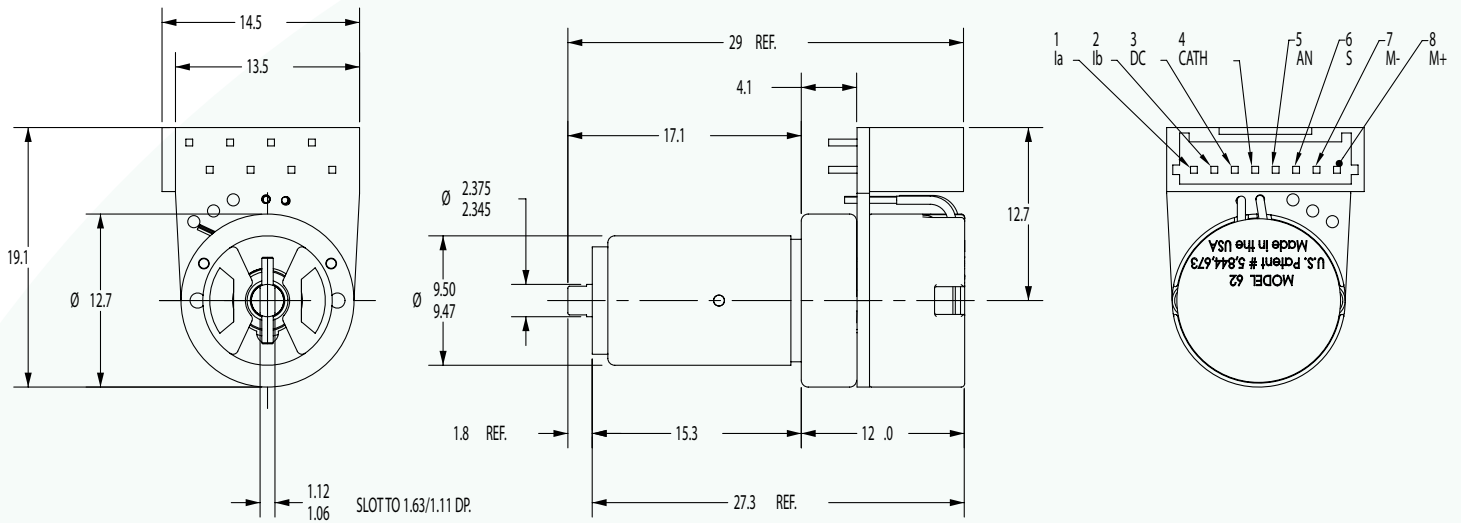
All angles are in mechanical degrees, unless otherwise noted. Dimensions are in millimeters. All specifications are subject to change without notice.

References:

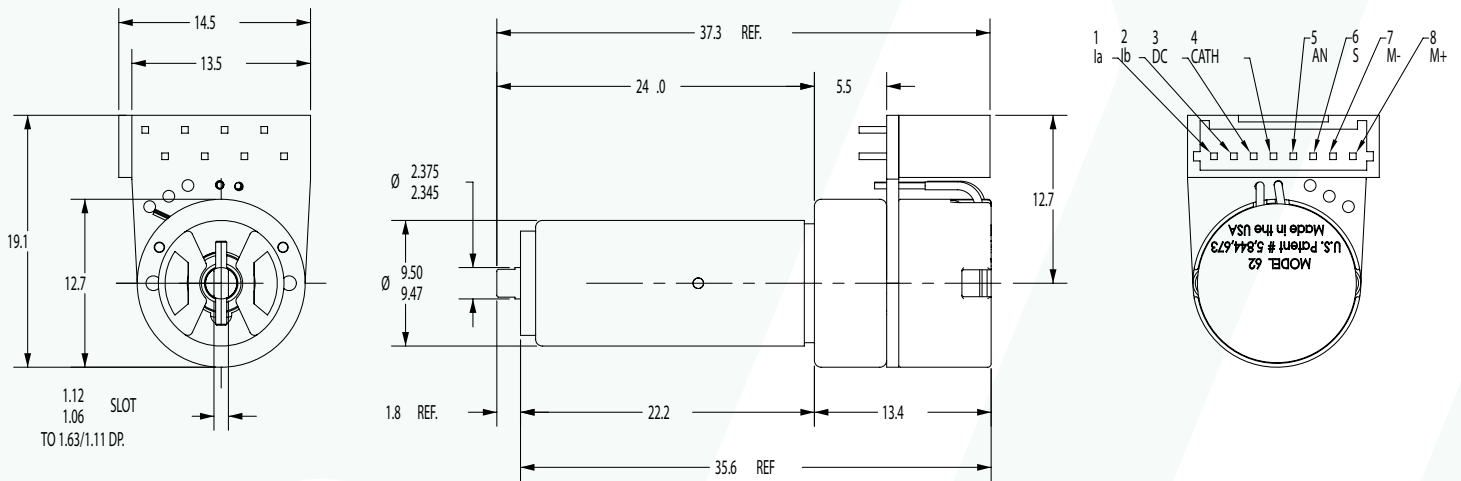
1. 0.1° step and settled to within 99% of the final position. Requires Cambridge Technology servo board

GALVANOMETERS

6200K & 8300K



6210K & 8310K

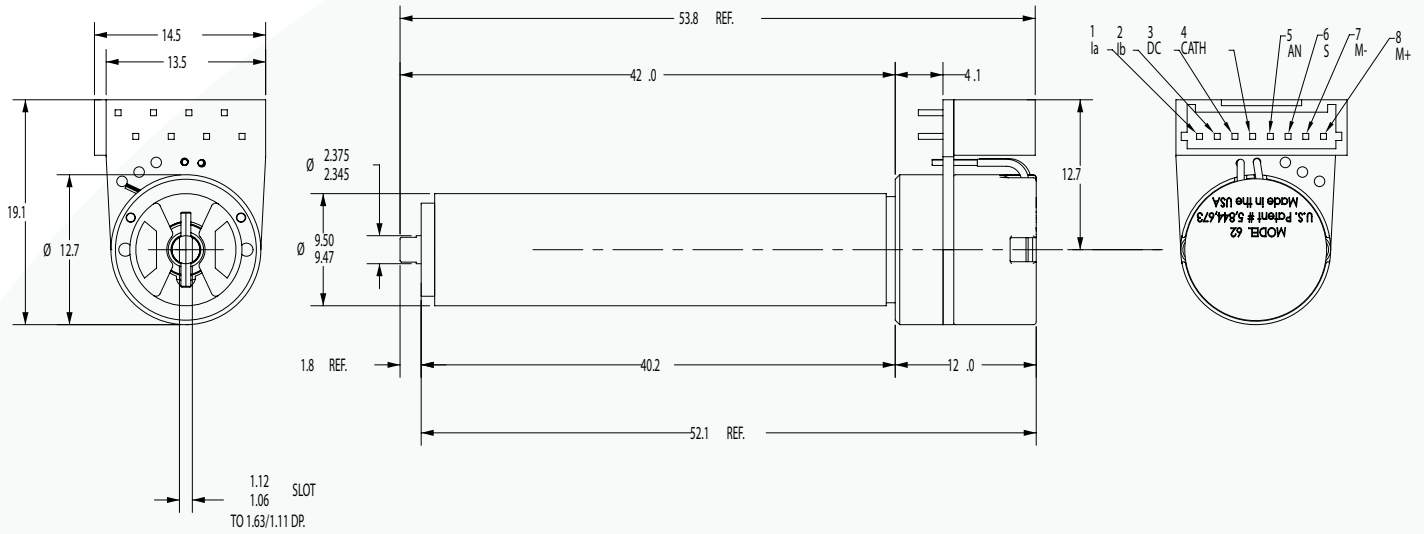


Notes:

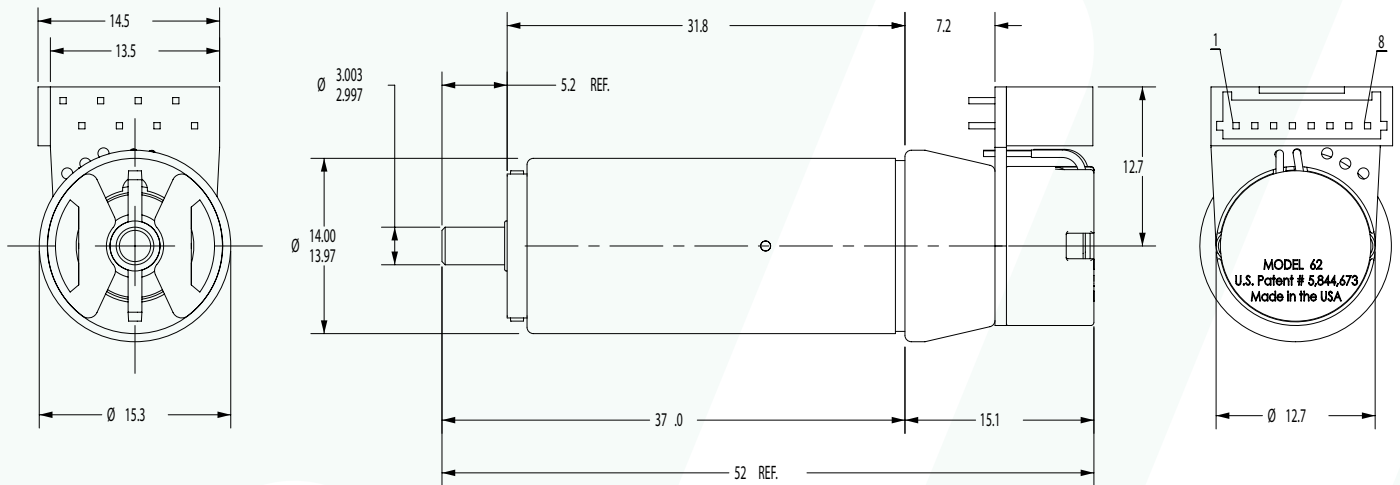
All angles are in mechanical degrees, unless otherwise noted. Dimensions are in millimeters. All specifications are subject to change without notice.

GALVANOMETERS

6215K & 8315K



6220K & 8320K

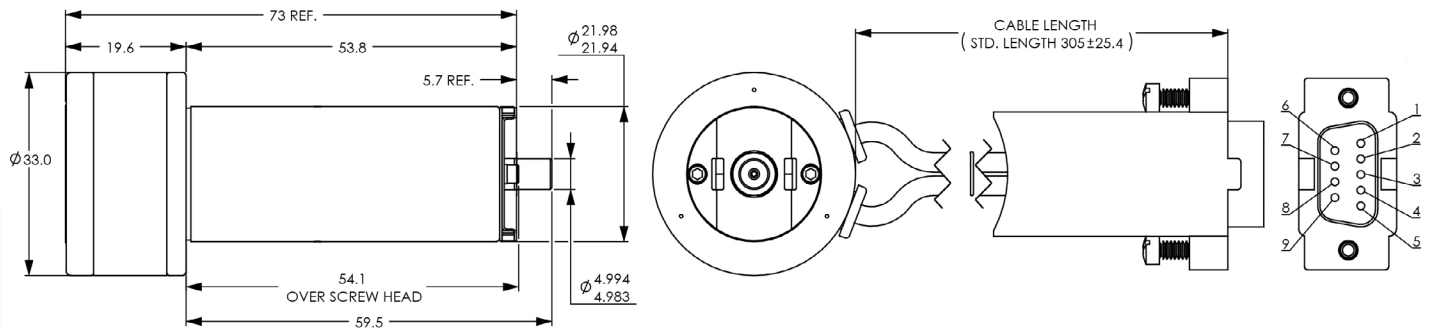


Notes:

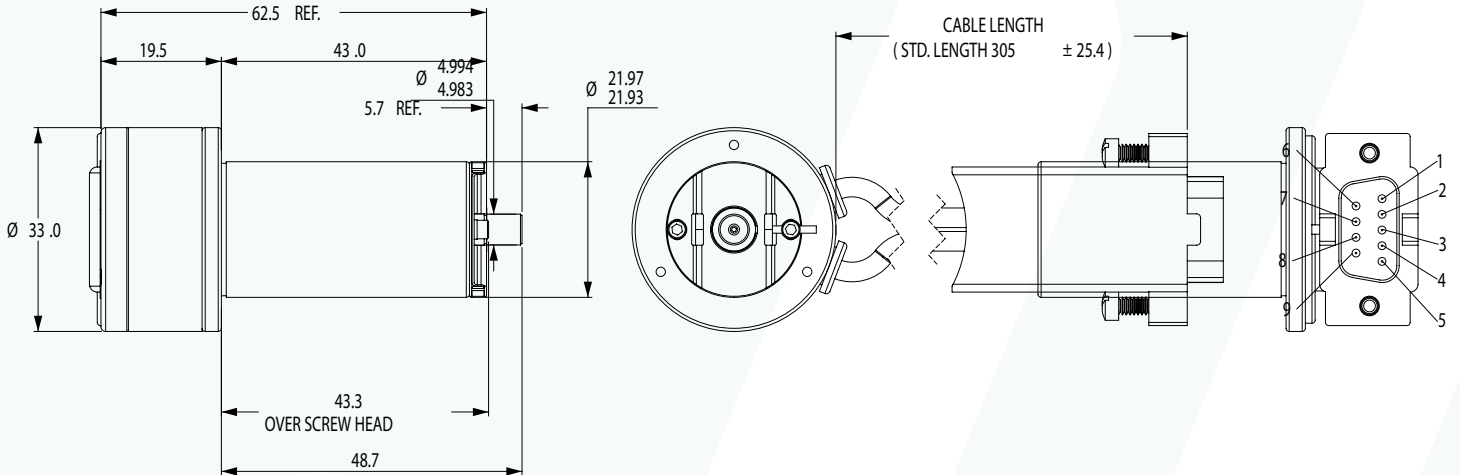
All angles are in mechanical degrees, unless otherwise noted. Dimensions are in millimeters. All specifications are subject to change without notice.

GALVANOMETERS

6230K & 8330K



6231K & 8331K

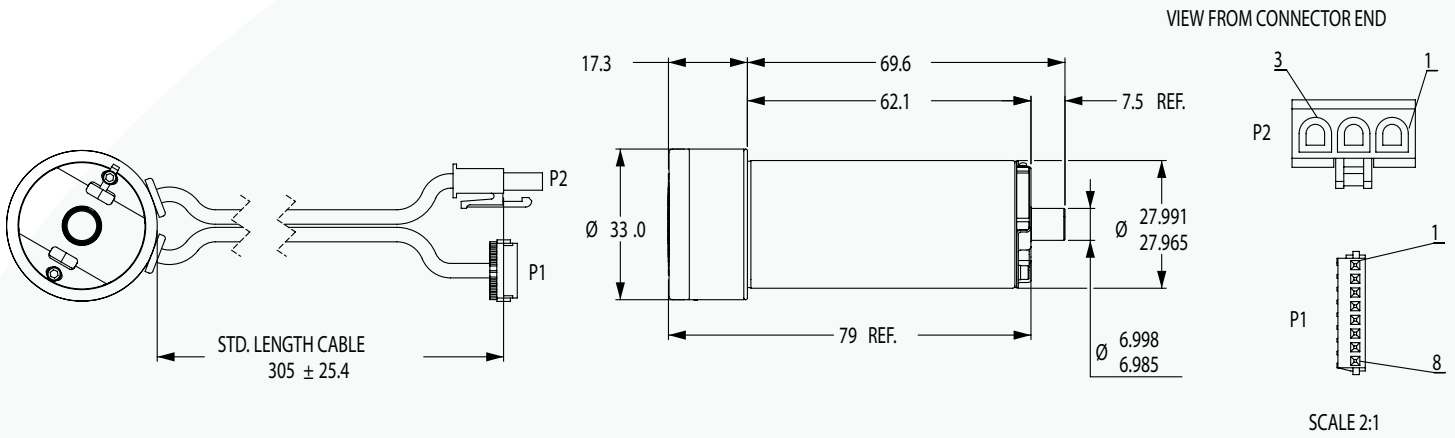


Notes:

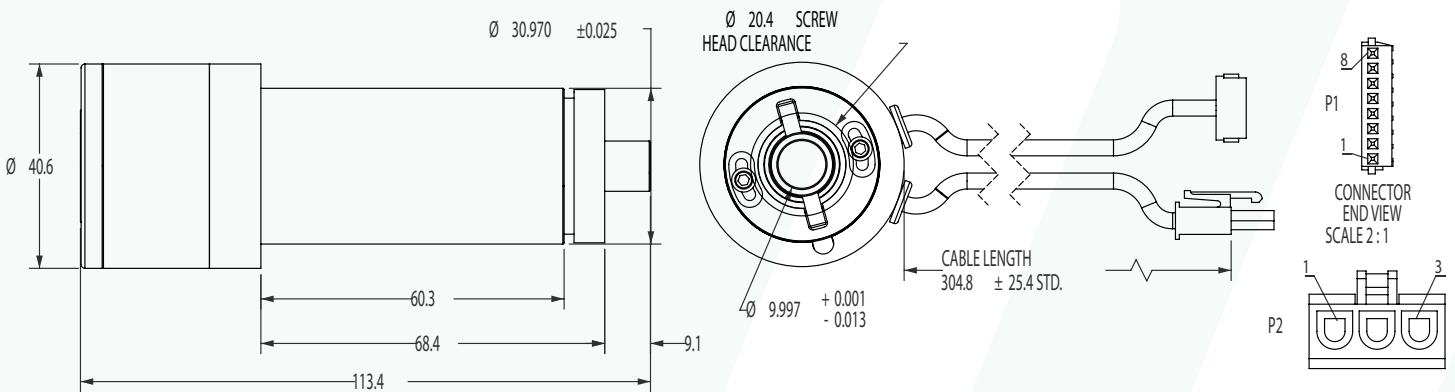
All angles are in mechanical degrees, unless otherwise noted. Dimensions are in millimeters. All specifications are subject to change without notice.

GALVANOMETERS

6240K & 8340K



6250K & 8350K

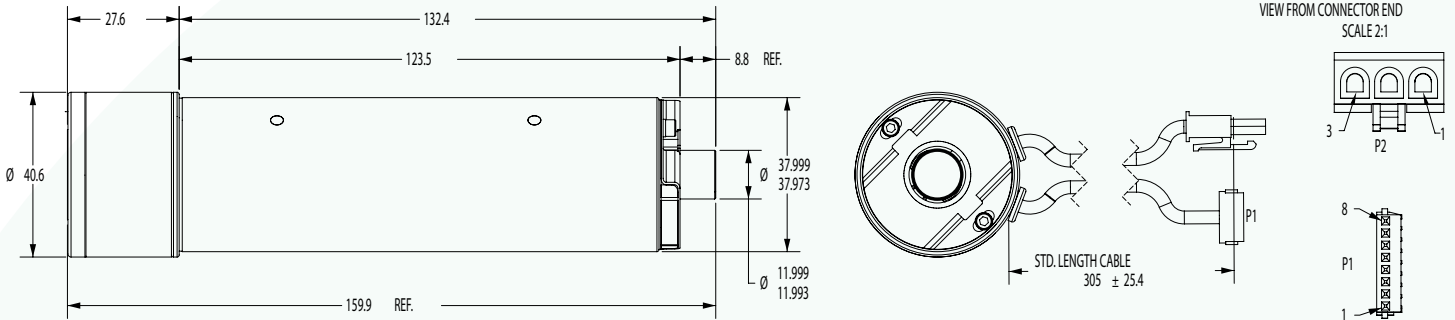


Notes:

All angles are in mechanical degrees, unless otherwise noted. Dimensions are in millimeters. All specifications are subject to change without notice.

GALVANOMETERS

6260KA¹ & 8360KA¹



Notes:

All angles are in mechanical degrees, unless otherwise noted. Dimensions are in millimeters. All specifications are subject to change without notice.

References:

1. 6260KA 8360KA models shown with the “A” connector type. Additional connector options are available for all models.

CONTACT US

Americas, Asia Pacific

Novanta Headquarters
Bedford, USA
P +1-781-266-5700

Photonics@Novanta.com

Europe, Middle East, Africa

Novanta Europe GmbH
Wackersdorf, Germany
P +49 9431 7984-0

Milan, Italy
P +39-039-793-710

Photonics@Novanta.com

China

Novanta Sales & Service Office
Shenzhen, China
P +86-755-8280-5395

Suzhou, China
P +86-512-6283-7080

Photonics.China@Novanta.com

Japan

Novanta Service & Sales Office
Tokyo, Japan
P +81-3-5753-2460

Photonics.Japan@Novanta.com