

### Product Highlights

- The BL2 Series provides a highly uniform and high intensity, diffuse backlight source, primarily used for creating object silhouettes of high contrast or imaging through semi-translucent materials.
- BL2 Backlights are pre-engineered for scalability, allowing for size configurations in 1" increments up to 46" in length and width.
- This Backlight series is offered in 5 wavelength options and can be configured with either a polarization or collimation film.

**NEW**



### General Specifications

	Color	24V Current	All Other Controls
Electrical Specifications	WHI	0.015A per sq. inch	0.0157A per sq. inch
	470, 530	0.015A per sq. inch	0.0086A per sq. inch
	625	0.015A per sq. inch	0.0055A per sq. inch
	850	0.015A per sq. inch	0.0079A per sq. inch
Normal Operating Temperature	0 - 60°C		
Weight	12" x 12" Unit - 2204g (77.76oz) (4.86lbs)		
Standard Cable Information	2 m long -0/+150 mm (80" -0/+6") - 105°C rated PVC jacket, foil shield with drain.		
Photobiological Risk Factor	Exempt Applicable Wavelengths: 850 Group 1 (Low-Risk) Applicable Wavelengths: 470, 530, 625, WHI		
Compliance	CE, RoHS, IEC 62471		
IP Rating	Not Rated		
Lumen Maintenance	L70 = 50,000 Hours		

## Part Number Key

Model	Emitting Length (in)	Emitting Width (in)	Peak Wavelength	Connector/ Control	Light Conditioning Option	—	Alternative Connector
BL2	XX	YY	XXX	XX	X	—	XXX
BL2	1" Increments from 1" to 46"	1" Increments from 1" to 46"	470 (blue) 530 (green) 625 (red) 850 (IR) WHI (white)	C1 C5 IC I3 I3S 24	P (Polarizer) <sup>2,3</sup> C (Collimator) <sup>2</sup>		M12 <sup>1</sup> M8 <sup>1</sup>
EX: BL2-1203625I3C-M12 BL2-0808WHI24			<sup>1</sup> Only available with IC, I3, I3S configurations <sup>2</sup> Only available up to 16" x 16" <sup>3</sup> 470nm will reduce the life of the polarizer if selected				

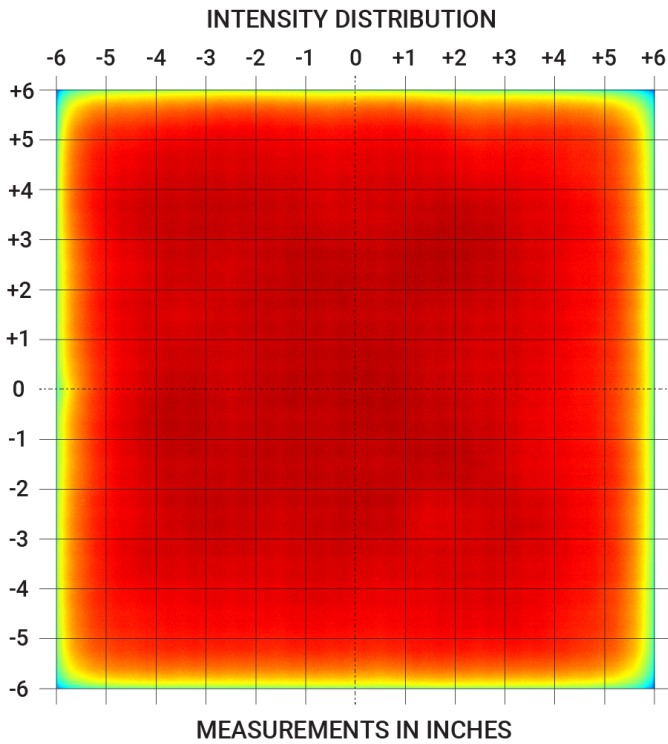
See website product page for in-stock product numbers.

**Shipping:**

Stock Products: within three days

Build-to-Order Products: within one to three weeks

## Optical Specs

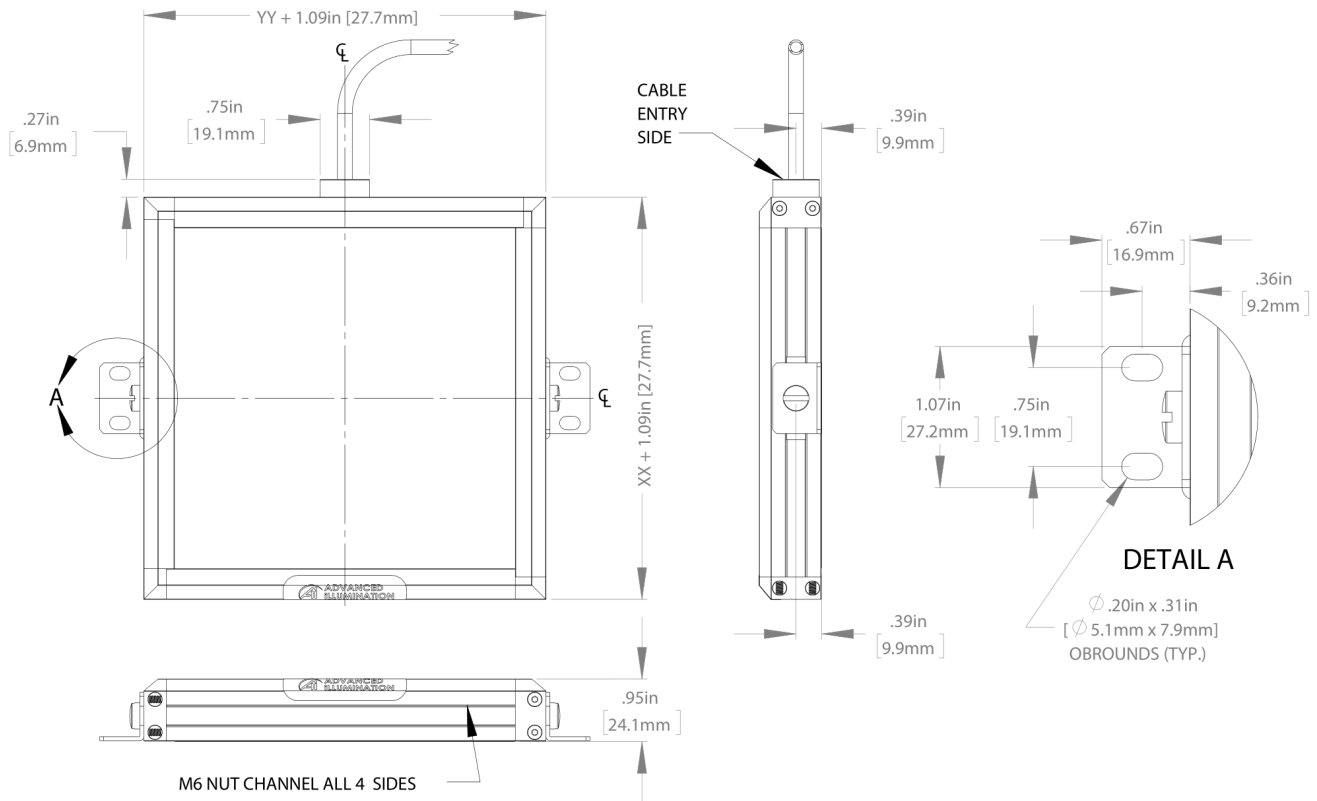


### INTENSITY LEVELS

	100% - 80%	86.2 klx - 69.0 klx	249.2 W/m <sup>2</sup> - 199.7 W/m <sup>2</sup>
	80% - 60%	69.0 klx - 51.7 klx	199.7 W/m <sup>2</sup> - 149.5 W/m <sup>2</sup>
	60% - 40%	51.7 klx - 34.5 klx	149.5 W/m <sup>2</sup> - 99.7 W/m <sup>2</sup>
	40% - 20%	34.5 klx - 17.2 klx	99.7 W/m <sup>2</sup> - 49.8 W/m <sup>2</sup>
	20% - 0%	17.2 klx - 0.0 klx	49.8 W/m <sup>2</sup> - 0.0 W/m <sup>2</sup>

OPTICAL MEASUREMENTS TAKEN AT THE DIFFUSER SURFACE  
USING A BL-1212WHI24 CONFIGURATION

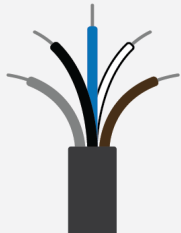
## Mechanical Specs



## Control Specs

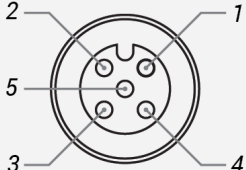
C1 CONNECTOR	C5 CONNECTOR	ICS 2 (IC)	ICS 3	ICS 3S (I3S)	24 VOLT
For use with: <b>DCS Series Controllers</b>	For use with: <b>Pulsar 320</b>	In-line Continous Controller	In-line Strobe/ Continous Controller	In-line Strobe/ Continous Controller	Flying/Tinned Leads
Strobe/Continous Controllers	High Power Strobe Only Controller	Powered with: <b>24V Power Supply</b>	Default On Powered with: <b>24V Power Supply</b>	Default Off Powered with: <b>24V Power Supply</b>	Powered with: <b>24V Power Supply</b>

### Standard Flying Lead Functions for 24V, IC, I3 and I3S Control Options

	COLOR	24V FUNCTIONS	IC FUNCTIONS	I3/I3S FUNCTIONS
	BROWN	24 V DC	24 V DC	24 V DC
	WHITE	N/A	0-10 V ANALOG DIMMING	RESERVED
	BLUE	DC GND	DC GND	DC GND
	BLACK	N/A	PNP/ACTIVE LOW GATE	PNP/ACTIVE HIGH TRIGGER
	GRAY	N/A	N/A	0-10 V ANALOG DIMMING


The functions listed above are applicable when this product is configured with built-in 24V, IC, I3, or I3S control, **without** the optional A-coded 5-position Male M12 or A-coded 4-position Male M8 connector.

### M12 Connector Pinout Functions for 24V, IC, I3 and I3S Control Options

	PIN	24V FUNCTIONS	IC FUNCTIONS	I3/I3S FUNCTIONS
	1	24 V DC	24 V DC	24 V DC
	2	N/A	0-10 V ANALOG DIMMING	RESERVED
	3	DC GND	DC GND	DC GND
	4	N/A	PNP/ACTIVE LOW GATE	PNP/ACTIVE HIGH TRIGGER
	5	N/A	N/A	0-10 V ANALOG DIMMING

The functions listed above are only applicable when this product is configured with built-in 24V, IC, I3, or I3S control, **with** an A-coded 5-position Male M12 connector.

### M8 Connector Pinout Functions for 24V, IC, I3 and I3S Control Options

	PIN	24V FUNCTIONS	IC FUNCTIONS	I3/I3S FUNCTIONS
	1	24 V DC	24 V DC	24 V DC
	2	N/A	0-10 V ANALOG DIMMING	0-10 V ANALOG DIMMING
	3	DC GND	DC GND	DC GND
	4	N/A	PNP/ACTIVE LOW GATE	PNP/ACTIVE HIGH TRIGGER

The functions listed above are only applicable when this product is configured with built-in 24V, IC, I3, or I3S control, **with** an A-coded 4-position Male M8 connector.

For details on operating configurations without built-in control (C1, C5, Q1, and Q4 control, when available), please refer to Advanced illumination's controller manuals.

## Warranty Information

Every Advanced illumination, Inc. (Ai) product is thoroughly inspected and tested before leaving the factory. Products are warranted to be free of defects in workmanship and materials for a period of FIVE YEARS from the original date of purchase. Should a defect develop during this period, customers may return the complete product, freight prepaid, to one of Ai's distributors or to the Ai factory. All product warranty returns require a Return Merchandise Authorization (RMA) number which is obtained from Customer Service. The RMA number must be clearly marked on the outside of the package. Ai will inspect the unit, and if a defect is found will, at our option, repair or replace the product without charge. Ai disclaims liability for any implied warranties, including implied warranties of "merchantability" and "fitness for a specific purpose." For products under warranty that have since been discontinued, Ai will make an effort to replace with equivalent parts; for circumstances that do not allow for equivalent replacement, Ai reserves the right to repair or replace these products with an updated version. Ai cannot be held responsible for the unauthorized or inappropriate use of its products. Any unauthorized repair or modifications will result in a voided warranty.

No Liability for Consequential Damages: In no event shall Ai be liable for any consequential, special, incidental, or indirect damages of any kind arising from the sale or use of the products.

## Electromagnetic Compatibility

This product was tested and complies with the regulatory requirements and limits for electromagnetic compatibility (EMC) as stated in the product specifications. These requirements and limits are designed to provide reasonable protection against harmful interference only when the product is operated in its intended industrial electromagnetic environment. To minimize the potential for electromagnetic interference or unacceptable performance degradation, install and use this product in strict accordance with the instructions in the product documentation.

## Customer Service

For information on existing orders, or to make an order adjustment, contact us Monday through Friday 8:00 am to 5:00 pm ET or send an email to [orders@advancedillumination.com](mailto:orders@advancedillumination.com).

## Company Information

### **Advanced Illumination**

440 State Garage Road, Rochester, VT 05767

Phone: 802.767.3830

Fax: 802.767.2636

Email: [info@advancedillumination.com](mailto:info@advancedillumination.com)

Web: [advancedillumination.com](http://advancedillumination.com)

© 2021 Advanced illumination Inc. All rights reserved