

# PLPT9 450LB\_E

## Metal Can®

Blue Laser Diode in TO90 Package



### Applications

- Electronic Equipment
- Projection Home LED & Laser
- Projection Professional LED & Laser
- Stage Lighting (LED & Laser)

### Features:

- Qualifications: Depending on the mode of operation, these devices emit highly concentrated visible light which can be hazardous to the human eye. Products which incorporate these devices have to follow the safety precautions found in IEC 60825 “Safety of laser products”.
- Typical emission wavelength: 447 nm
- Efficient radiation source for cw and pulsed operation
- TO90 package
- ESD protection diode
- Laser diode isolated against package

### Ordering Information

Type	Peak output power typ. $P_{opt}$	Ordering Code
PLPT9 450LB_E	5 W	Q65113A2224

DRAFT – For reference only. Subject to change without notice.

## Maximum Ratings

$T_C = 25\text{ °C}$

Parameter	Symbol		Values
Operating temperature ( $T_{\text{case}}$ )	$T_{\text{op}}$	min.	-20 °C
		max.	90 °C
Storage temperature	$T_{\text{stg}}$	min.	-40 °C
		max.	120 °C
Junction temperature	$T_j$	max.	160 °C
Output power	$P_{\text{opt}}$	max.	5.3 W
Operating current <sup>1)</sup>	$I_{\text{op}}$	max.	4 A
Reverse current	$I_R$	max.	20 mA
Soldering temperature $t_{\text{max}} = 10\text{ s}$	$T_S$	max.	260 °C

Operation outside these conditions will damage the device. Operation at maximum ratings may influence lifetime.

## Characteristics

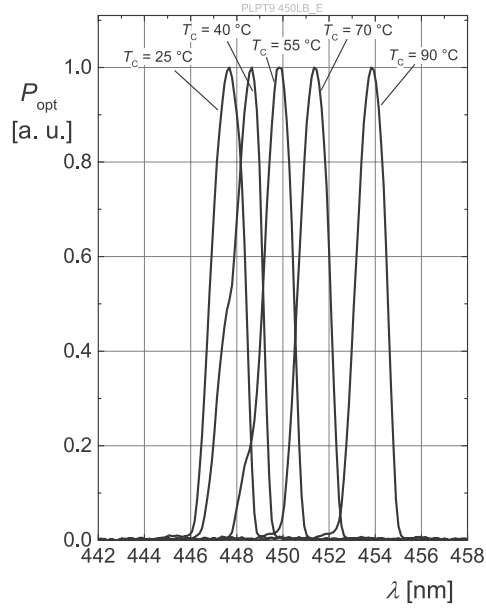
$P_{\text{opt}} = 5.0 \text{ W}$ ;  $T_{\text{C}} = 25 \text{ }^{\circ}\text{C}$

Parameter	Symbol		Values
Operating current <sup>1)</sup>	$I_{\text{op}}$	typ.	3 A
		max.	3.8 A
Centroid wavelength <sup>2)</sup>	$\lambda_{\text{centroid}}$	min.	440 nm
		typ.	447 nm
		max.	455 nm
Optical output power	$P_{\text{opt}}$	typ.	5.0 W
Beam divergence (1/e <sup>2</sup> ) parallel to pn-junction	$\Theta_{\parallel}$	min.	6 °
		typ.	9 °
		max.	13 °
Beam divergence (1/e <sup>2</sup> ) perpendicular to pn-junction	$\Theta_{\perp}$	min.	41 °
		typ.	49 °
		max.	57 °
Threshold current	$I_{\text{th}}$	typ.	0.29 A
		max.	0.45 A
Forward voltage <sup>3)4)</sup>	$V_{\text{F}}$	typ.	4.3 V
		max.	5 V
Total power dissipation	$P_{\text{tot}}$	typ.	8 W
TE polarization	$P_{\text{TE}}$	typ.	100:1
Thermal resistance junction case real	$R_{\text{thJC}}$	typ.	8 K / W

DRAFT – For reference only. Subject to change without notice.

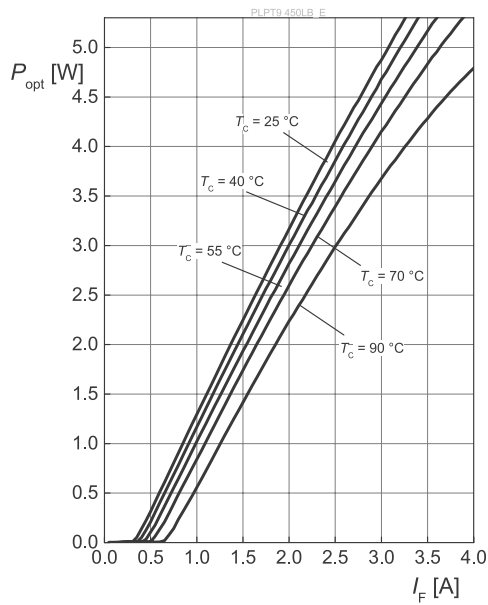
**Relative Spectral Emission** 5), 6)

$P_{opt} = f(\lambda); P_{opt} = 5 \text{ W}$



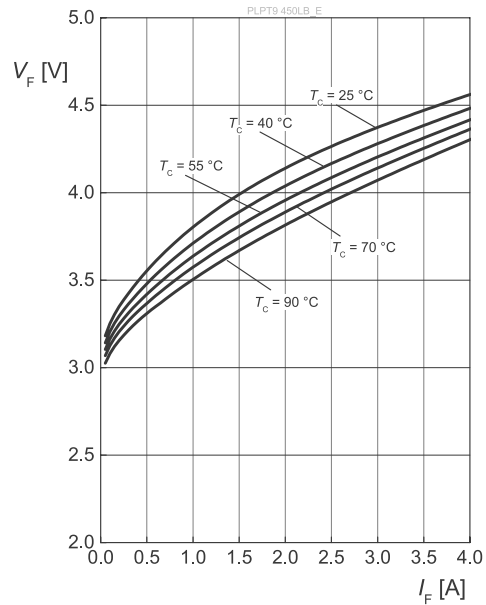
**Optical Output Power** 5), 6)

$P_{opt} = f(I_F)$



**Forward Voltage** 5), 6)

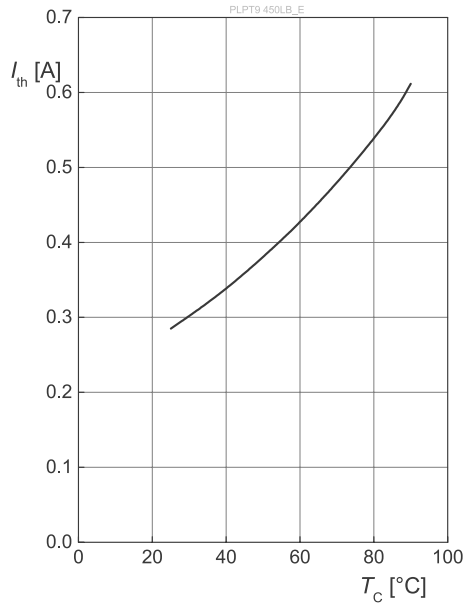
$V_F = f(I_F)$



DRAFT – For reference only. Subject to change without notice.

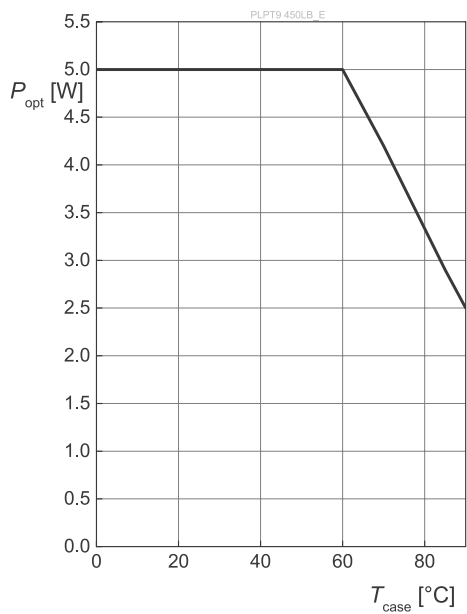
### Threshold Current

$$I_{th} = f(T_c)$$



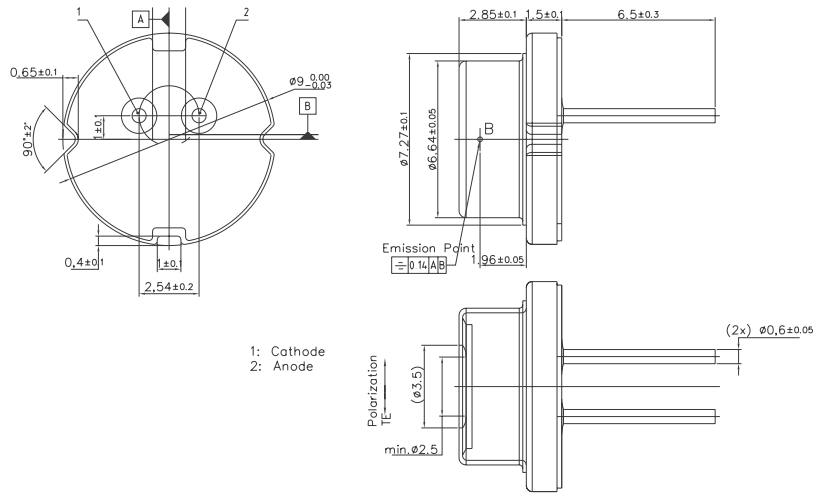
### Max. Permissible Opt. Output Power

$$P_{opt} = f(T_c)$$



DRAFT – For reference only. Subject to change without notice.

## Dimensional Drawing 7)



C67062-A0376-A1-01

### Further Information:

**Approximate Weight:** 1,180.0 mg

DRAFT – For reference only. Subject to change without notice.



### Barcode-Product-Label (BPL)

**OSRAM Opto Semiconductors** LX XXXX BIN1: XX-XX-X-XXX-X

RoHS Compliant






(6P) BATCH NO: 1234567890

(1T) LOT NO: 1234567890 (9D) D/C: 1234

(X) PROD NO: 123456789 (Q) QTY: 9999 (G) GROUP: XX-XX-X-X

ML Temp ST  
X XXX °C X

Pack: RXX  
DEMY XXX  
X\_X123\_1234.1234 X



OHA04563

### Dimensions of Transportation Box

Width	Length	Height
103 ± 5 mm	128 ± 5 mm	100 ± 5 mm

DRAFT – For reference only. Subject to change without notice.



## Notes

Depending on the mode of operation, these devices emit highly concentrated visible and non visible light which can be hazardous to the human eye. Products which incorporate these devices have to follow the safety precautions given in IEC 60825-1.

Subcomponents of this device contain, in addition to other substances, metal filled materials including silver. Metal filled materials can be affected by environments that contain traces of aggressive substances. Therefore, we recommend that customers minimize device exposure to aggressive substances during storage, production, and use. Devices that showed visible discoloration when tested using the described tests above did show no performance deviations within failure limits during the stated test duration. Respective failure limits are described in the IEC60810.

### Important notes of operation for laser diode

#### a) Electrical operation

OSRAMs laser diodes are designed for maximum performance and reliability. Operating the laser diode above the maximum rating even for very short periods of time can damage the laser diode or reduce its lifetime. The laser diode must be operated with a suitable power supply with minimized electrical noise. The laser diode is very sensitive to electrostatic discharge (ESD). Proper precautions must be taken.

#### b) Mounting instructions

In order to maintain the lifetime of the laser diode proper heat management is essential. Due to the design of the laser diode heat is dissipated only through the base plate of the diode's body. A proper heat conducting interconnection between the diodes base plate and the heat sink must be maintained.

#### Handling:

Solvents, water, liquids, non-conductive plastics and glues are not allowed near the device, because solvents and other liquids could emerge and damage the product.

For further application related information please visit [www.osram-os.com/appnotes](http://www.osram-os.com/appnotes)

## Disclaimer

OSRAM OS assumes no liability whatsoever for any use of this document or its content by recipient including, but not limited to, for any design in activities based on this preliminary draft version. OSRAM OS may e.g. decide at its sole discretion to stop developing and/or finalising the underlying design at any time.

### **Attention please!**

The information describes the type of component and shall not be considered as assured characteristics. Terms of delivery and rights to change design reserved. Due to technical requirements components may contain dangerous substances.

For information on the types in question please contact our Sales Organization.

If printed or downloaded, please find the latest version on the OSRAM OS website.

### **Packing**

Please use the recycling operators known to you. We can also help you – get in touch with your nearest sales office. By agreement we will take packing material back, if it is sorted. You must bear the costs of transport. For packing material that is returned to us unsorted or which we are not obliged to accept, we shall have to invoice you for any costs incurred.

### **Product and functional safety devices/applications or medical devices/applications**

OSRAM OS components are not developed, constructed or tested for the application as safety relevant component or for the application in medical devices.

OSRAM OS products are not qualified at module and system level for such application.

In case buyer – or customer supplied by buyer – considers using OSRAM OS components in product safety devices/applications or medical devices/applications, buyer and/or customer has to inform the local sales partner of OSRAM OS immediately and OSRAM OS and buyer and /or customer will analyze and coordinate the customer-specific request between OSRAM OS and buyer and/or customer.

DRAFT – For reference only. Subject to change without notice.

## Glossary

- 1) **Operating/Forward current:** IF is measured with an internal reproducibility of  $\pm 7\%$  (acc. to GUM with a coverage factor of  $k = 3$ ).
- 2) **Wavelength:** The wavelengths are measured with a tolerance of  $\pm 1$  nm.
- 3) **Operating/Forward voltage:** VF is measured with an internal reproducibility of  $\pm 0.05$  V (acc. to GUM with a coverage factor of  $k = 3$ ).
- 4) **Forward Voltage:** The forward voltages are measured with a tolerance of  $\pm 0.1$  V.
- 5) **Typical Values:** Due to the special conditions of the manufacturing processes of semiconductor devices, the typical data or calculated correlations of technical parameters can only reflect statistical figures. These do not necessarily correspond to the actual parameters of each single product, which could differ from the typical data and calculated correlations or the typical characteristic line. If requested, e.g. because of technical improvements, these typ. data will be changed without any further notice.
- 6) **Testing temperature:** TA = 25°C (unless otherwise specified)
- 7) **Tolerance of Measure:** Unless otherwise noted in drawing, tolerances are specified with  $\pm 0.1$  and dimensions are specified in mm.

---

## Revision History

Version	Date	Change
α.0	2020-07-20	Initial Version
α.1	2020-12-03	Ordering Information Dimensional Drawing

---

DRAFT – For reference only. Subject to change without notice.

DRAFT – For reference only. Subject to change without notice.

**Published by OSRAM Opto Semiconductors GmbH**  
**Leibnizstraße 4, D-93055 Regensburg**  
**www.osram-os.com © All Rights Reserved.**

EU RoHS and China RoHS compliant product

此产品符合欧盟 RoHS 指令的要求；  
按照中国的相关法规和标准，不含有毒有害物质或元素。

