

ML1010 series

DFB coaxial laser diode module for analog applications

Overview

The ML1010 series comprises of 1310 nm DFB coaxial laser diode modules for analog applications. The lasers have a low threshold current and a high SMSR. The ML1010 series is available with optical isolators, various connectors and different flange options. Please check the section on ordering information for details on the different options.



Applications

Defense

Perimeter security

Communications

Hybrid Fibre Coax (HFC)
RF-over-fibre
Wireless Repeaters
Analogue applications

Electro-optical Characteristics

Parameter	Symbol	Min	Typical	Max	Unit
Peak Wavelength ($P_{OP} = 3 \text{ mW}$, CW)	λ_c	1300	1310	1320	nm
Optical Output Power ($I_{OP} = 40 \text{ mA}$)	P_{OP}	2	3	6	mW
Operating Current ($P_{OP} = 3 \text{ mW}$, CW)	I_{OP}	-	40	60	mA
Operating Voltage ($P_{OP} = 3 \text{ mW}$, CW)	V_{OP}	-	1.5	1.8	V
Slope Efficiency (25°C, CW)	η_{25}	0.09	-	0.15	W/A
Slope Efficiency (85°C, CW)	η_{85}	0.05	-	-	W/A
Threshold Current	I_{TH}	-	7	15	mA
LD Series Resistance	R_{LD}	4	-	8	Ω
Spectral Width (-20 dB)	$\Delta\lambda$	-	-	1	nm
Wavelength - Temp. Coefficient (-20...+85°C, CW)	$\Delta\lambda/\Delta T$	-	0.08	-	nm/K
Side-Mode Suppression Ratio ($P_{OP} = 3 \text{ mW}$, CW)	SMSR	35	-	-	dB
Monitor Current ($V_{RPD} = 5 \text{ V}$, $P_{OP} = 3 \text{ mW}$)	I_m	0.1	-	-	mA
Monitor Dark Current ($V_{RPD} = 5 \text{ V}$)	I_{md}	-	-	0.1	μA
Tracking Error ($T_c = 25..85^\circ\text{C}$) *	TE	-1.0	-	1.0	dB
Third Order Intermodulation Distortion **	IMD3	-	-	-55	dBc
Relative Intensity Noise ($P_{OP} = 3 \text{ mW}$, $f = 1.8 \text{ GHz}$)	RIN	-	-150	-	dB/Hz
Optical Isolation ***	Iso	30/45	-	-	dB

Unless otherwise noted, the above values represent operation @ 25°C. All temperatures refer to case temperature, T_c .

* CW, $P_{OP(25^\circ\text{C})} = 3 \text{ mW}$, $TE = 10\log(Pf(T_c)/Pf(25^\circ\text{C}))$

** CW, 2 tone, RF input Power = 0dBm, $f_1 = 1.8\text{G}$, $f_2 = 1.802\text{G}$ Hz

*** 30 dB with single-stage isolator, 45 dB with double-stage isolator

Absolute Maximum Ratings

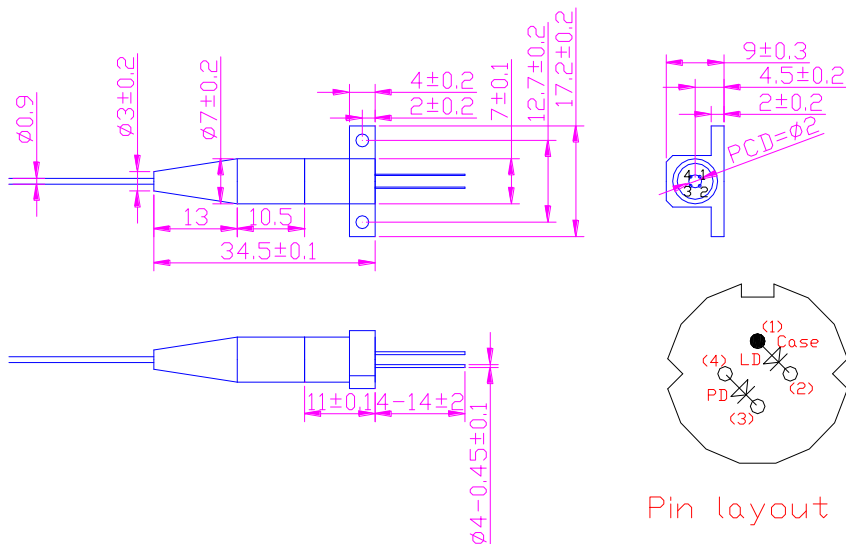
Parameter	Symbol	Rating	Unit
Light Output	P_{OPT}	7	mW
LD Reverse Voltage	V_{RLD}	2	V
PD Reverse Voltage	V_{RPD}	20	V
Operating Temperature	T_{OP}	-20...+85	°C
Storage Temperature	T_S	-40...+85	°C
Soldering Temperature (< 10 s)	T_{SOL}	260	°C

Optical Fiber Specification

Parameter	Specification	Unit
Mode Field Diameter	9.5 ± 1	μm
Cladding Diameter	125 ± 2	μm
Maximum Cladding Noncircularity	2	%
Maximum Core/Cladding Noncircularity	1.6	%
Outer Diameter	0.9 ± 0.1	mm
Minimum Fibre Bending Radius	30	mm
Fibre Length	1000 ± 50	mm

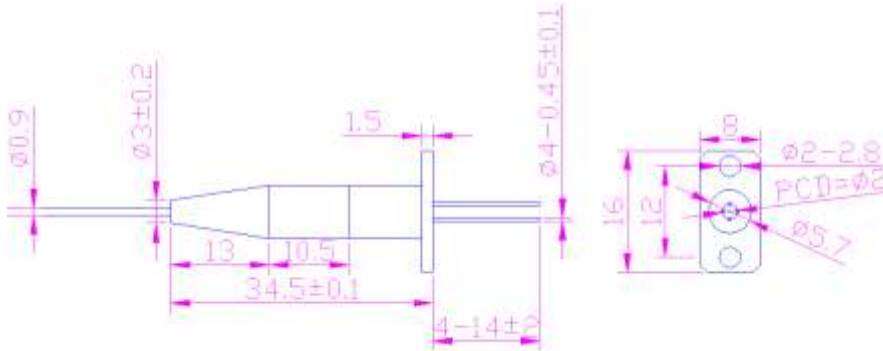
Mechanical Specification And Pin Layout

Dimensions With Horizontal Flange:



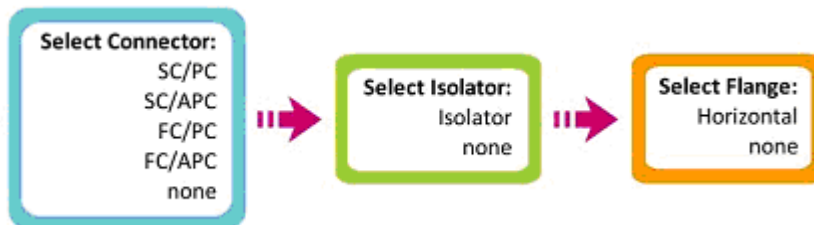
Pin layout 2

Dimensions With Vertical Flange:



Ordering Information

When ordering ML1010 series lasers, please specify a configuration from following selection:



Safety Information

- The laser light emitted from this laser diode is invisible and potentially harmful to the human eye. Avoid eye and skin exposure to the beam, both direct and reflected.
- Products are subject to the risks normally associated with sensitive electronic devices including static discharge, transients, and overload. Please ensure ESD protection prior to handling the products.
- These Modulight products are not intended for use in systems where product malfunction can reasonably be expected to result in personal injury.



Liability note

This document is sole property of Modulight, Inc. No part of this document may be copied without written acceptance of Modulight, Inc. All statements related to the products herein are believed to be reliable and accurate. However, the accuracy is not guaranteed and no responsibility is assumed for any inaccuracies or omissions. Modulight, Inc. reserves the right to make changes in the specifications at any time without prior notice.