


# CSH-250130 series

Laser Cutting Machine Working Area 250 X 130 cm



CCD Module (Option)




Easy Lens Exchange Focus Unit



CO2 laser -200W




CO2 laser -400W



Height Tracking Module (Option)



Ball Screw X, Y axes



Collecting Drawer




Flatbed (Option) made of Aluminum bar

Standalone 7" LCD Color Touch Panel  
Cnornr Positioning Module (Option)



Upper Exhaust Unit

Sloping Hopper Design



MDF / Wood



MDF Board/Acrylic



Acrylic Display



Wood Puzzle

## Specifications

Model Name	CSH-200R-250130	CSH-400R-250130
Laser Source	RF-excited 200 Watt Sealed CW CO2 Laser 10.6um	RF-excited 400 Watt Sealed CW CO2 Laser 10.6um
Laser Cooling	Water	
Machine Electricity Needed	3Φ, 220VAC, 20Amp, 50/60 Hz	3Φ, 220VAC, 40Amp, 50/60 Hz
Working Area	2500 (W) x 1300(D) mm (98.4" x 51.2" )	
Max. Part Size	1420 (W) x ∞ (D) x 50 (T) mm (55.9" x ∞ x 1.97")	
Machine Dimension	1800 (W) x 2920 (D) x 1280 (H) mm (70.8" x 114.9" x 50.3")	
Machine Net Weight	1880 kgs	1900 kgs
Motion Control	CNC commands (G, M code)	
PC Communication	USB serial port with supplied cable (USB to RS-232) and software	
Memory Buffer	2M	
Focus Lens	2.5" & 5.0"	
Max. Speed	Up to 16M/min.	
Laser Power Control	Digital laser power control with automatic propotional pulsing and color linked	
Chiller (Matched To Buy)	18000 BTU (BM180090)	36000 BTU (BM180100)
Chiller Dimension / Net Weight	560.5 (W) x 560 (D) x 1300 (H) mm / 150 kgs	605.5 (W) x 600 (D) x 1370 (H) mm / 170 kgs
Chiller Electricity Needed	3Φ, 220VAC, 20Amp, 50/60Hz	3Φ, 220VAC, 30Amp, 50/60Hz
Software (Matched To Buy)	See Below ~Options~	

## Facility Requirements

Host PC	Windows 7 (or later versions) capable computer system
Air Assist	Compressor with Gas Tank to provide dry air, 20 Lit/min, 7kg/cm2 with 8mm diameter hose
Exhaust System	Two exhaust blowers (2HP), max. pressure 27.75mmHg, max. air flow 37m3/min with two 6" diameter hoses

## Options

(1)	Software - EZLASER CAM (CUTTER)	CM9900000239
(2)	Software - EZLASER CAD/M Cutter/Engraver	CM9900000386
(3)	CCD Module	BM9900490 with (1) / BM2800130 with (2)

## Shipping Info

Machine Package Size (WxDxH) / Weight	(PM26001) 3730 X 2210 x 1730 mm / 450 kgs
18000 BTU Chiller Package Size (WxDxH) / Weight	(PM10002) 745 X 650 x 1435 mm / 15 kgs
36000 BTU Chiller Package Size (WxDxH) / Weight	(Pm10009) 810 X 750 x 1490 mm / 18 kgs

## Features & Benefits

1. Standalone 7" high resolution LCD touch panel for easy operation.
2. Z axis stroke: Manually stroke adjustment 65mm.
3. Easy exchange lens Focus unit for easy to replace and maintenance focus lens.
4. X axis semi-fixed laser beam for good cutting result for all big working area.
5. Aluminum slats working table with sucking holes, upper exhaust unit design.
6. Front to rear 50mm pass through design for long material.
7. X/Y ball screw axes design to get smooth cutting quality.
8. High resolution servo motors to get good cutting result.

