Compatibility Matrix Datasheet

LLC01M

Ã˜ 16 mm medium beam PMMA collimator.

COMPATIBILITY MATRIX

LED Manufacturer	LED Reference	FWHM 1	FWHM 2	FWTM 1	FWTM 2	Efficacy 1	Efficacy 2	CCI
BRIDGELUX	MICRO_SM4	36.0		61.6		1.8		
CITIZEN	CL-L400	29.1		51.1		2.8		
CITIZEN	CLU7B2	30.1		50.8		2.9		
CITIZEN	CL-L430	34.0		59.6		2.1		
CREE	XD16	26.0		43.9		3.7		
CREE	MX6	26.2		50.4		3.0		
CREE	XT-E HE	26.6		46.5		3.2		
CREE	XP-L HI	27.5		44.6		3.6		
CREE	XM-L HIGH VOLTAGE	27.6		50.4		2.8		
CREE	XP-E2	29.1		44.3		3.4		
CREE	XQ-E HI	29.3		45.9		3.1		
CREE	XHP35 HI	29.6		47.8		3.1		
CREE	XHP35.2 HD	29.8		53.7		2.2		
CREE	XP-G2	30.4		48.4		2.8		
CREE	XHP35.2 HI	30.7		51.2		2.6		
CREE	CMA1303	31.0		54.5		2.3		
CREE	XP-G3	31.4		50.6		2.8		
CREE	XP-L	32.0		55.8		2.2		
CREE	XM-L EASYWHITE	32.4		52.4		2.4		
CREE	XP-L2	34.1		58.4		2.1		
CREE	XHP50	34.3		57.0		2.0		
CREE	XM-L2	38.6		59.3		1.8		
CREE	XM-L	38.9		59.4		1.7		
EDISON	2PHM10xWxxP55020	31.2		57.7		2.1		
LITEON	P01	24.8		46.0		3.2		
LITEON	P033	27.6		52.2		2.7		
LUMILEDS	LUXEON T	23.8		43.5		3.9		
LUMILEDS	REBEL ES	24.5		44.1		3.8		
LUMINUS	CXM_3	26.6		46.1		3.4		
LUMINUS	CXM_4	31.2		56.8		2.1		
LUMINUS	CDM_6	51.4		82.0		1.0		
NICHIA	NVSW319A	23.4		43.0		3.8		
NICHIA	NCSWE17AT	25.6		42.6		3.8		
NICHIA	NS6	27.9		52.0		2.9		
NICHIA	NVSWE21AT	28.6		45.3		3.5		
NICHIA	NVSL219C	28.7		48.1		2.8		
NICHIA	NV4L144AR	36.5		62.5		1.8		

LED Manufacturer	LED Reference	FWHM 1	FWHM 2	FWTM 1	FWTM 2	Efficacy 1	Efficacy 2	CCI
OSRAM	OSLON COMPACT CM LUW CEUN.CE	14.9		30.2		7.8		
OSRAM	OSTAR PROJECTION COMPACT KW CSLNM1.TG	16.7		32.4		7.1		
OSRAM	OSLON COMPACT CL LUW CEUP	17.3		32.7		6.5		
OSRAM	OSLON SQUARE GW CSSRM1.EC	17.8		35.4		5.1		
OSRAM	DURIS S5 GW PSLM31 EM	18.5		36.3		5.6		
OSRAM	OSLON SQUARE GW CSSRM3.PM	18.6		37.5		4.4		
OSRAM	OSLON SQUARE FLAT KW CSLPM2.PC	18.8		36.0		5.6		
OSRAM	GOLDEN DRAGON	19.3		37.3		5.9		
OSRAM	OSLON SQUARE GW CSSRM2.PM	19.9		39.2		4.5		
OSRAM	OSLON SQUARE LCW CQAR	21.8		40.9		4.3		
OSRAM	OSLON SQUARE GW CSSRM1.PC	22.4		41.7		4.4		
OSRAM	OSTAR PROJECTION COMPACT LEUWQ8WP	25.6		43.8		3.7		
OSRAM	OSLON PURE 1010 GW VJLPE1 EM	27.2		43.3		3.2		
OSRAM	DURIS S8 P9LMS1.EM	30.0		52.3		2.6		
OSRAM	OSLON BLACK FLAT LUW HWQP	30.8		46.2		3.0		
OSRAM	OSTAR LIGHTING PLUS	31.8		52.9		2.5		
OSRAM	DURIS S8 P9LRS1.EM	32.6		55.2		2.2		
SEOUL	ZP4 [#7 version]	25.1		45.9		3.7		
SEOUL	ZP4 [#6 version]	29.5		48.7		3.1		
SEOUL	SAWS0661A	37.0		67.8		1.5		
STANLEY	SCW16X3X	29.7		52.9		2.5		

LLC01M with BRIDGELUX MICRO_SM4

Beam angle @50% (Deg.) Major axis or Narrow Pos.	Beam angle @50% (Deg.) Major axis or Wide Pos.	Beam angle @10% (Deg.) Major axis or Narrow Pos.	Beam angle @10% (Deg.) Major axis or Wide Pos.	Efficacy (cd/lm) Major axis or Narrow Pos.	Efficacy (cd/lm) Minor axis or Wide Pos.
36.0		61.6		1.8	

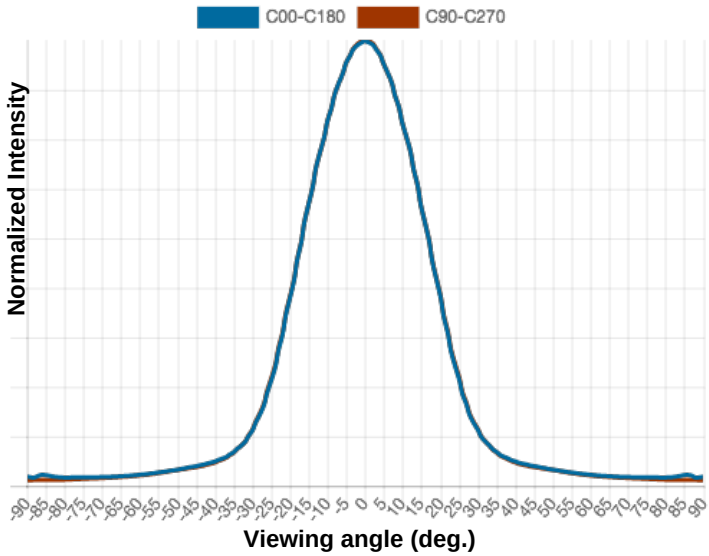

A length	B height	C foot
	8.6(mm)	16.0(mm)

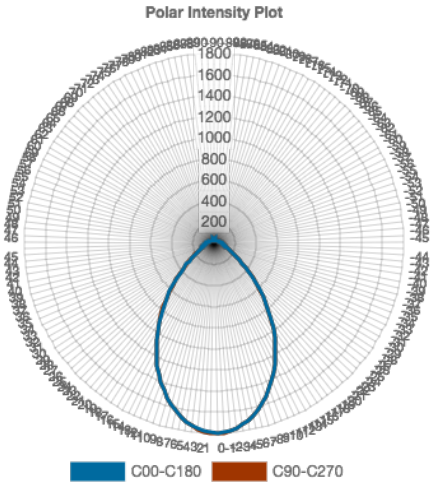

Accessories	
LLH01AAA00	LLS01M01AAA00

LDT file IES file 2D Schematics 3D Schematics

LLC01M with CITIZEN CL-L400

Beam angle @50% (Deg.) Major axis or Narrow Pos.	Beam angle @50% (Deg.) Major axis or Wide Pos.	Beam angle @10% (Deg.) Major axis or Narrow Pos.	Beam angle @10% (Deg.) Major axis or Wide Pos.	Efficacy (cd/lm) Major axis or Narrow Pos.	Efficacy (cd/lm) Minor axis or Wide Pos.
29.1		51.1		2.8	

CITIZEN



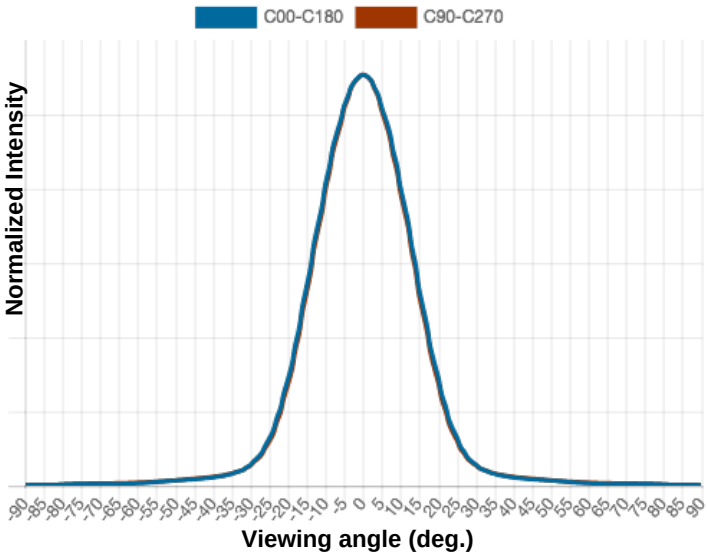

A length	B height	C foot
	8.6(mm)	16.0(mm)

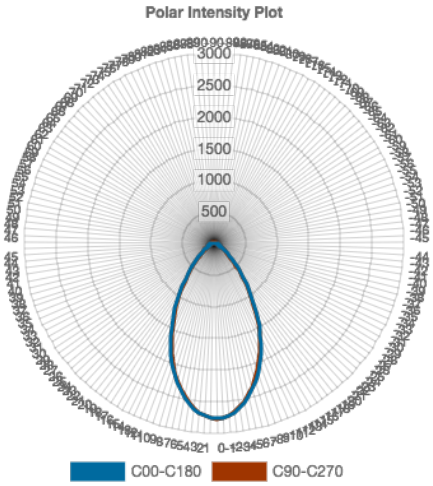

Accessories	
LLH01AAA00	LLS01M01AAA00

LDT file IES file 2D Schematics 3D Schematics

LLC01M with CITIZEN CLU7B2

Beam angle @50% (Deg.) Major axis or Narrow Pos.	Beam angle @50% (Deg.) Major axis or Wide Pos.	Beam angle @10% (Deg.) Major axis or Narrow Pos.	Beam angle @10% (Deg.) Major axis or Wide Pos.	Efficacy (cd/lm) Major axis or Narrow Pos.	Efficacy (cd/lm) Minor axis or Wide Pos.
30.1		50.8		2.9	

CITIZEN

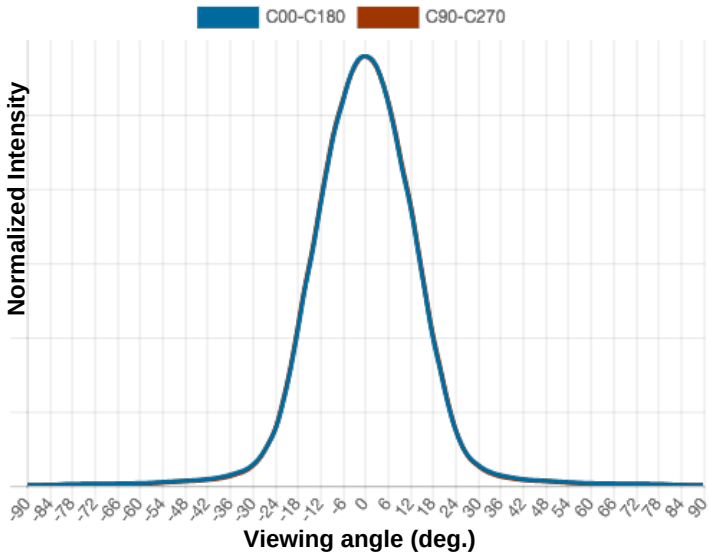

A length	B height	C foot
	8.6(mm)	16.0(mm)

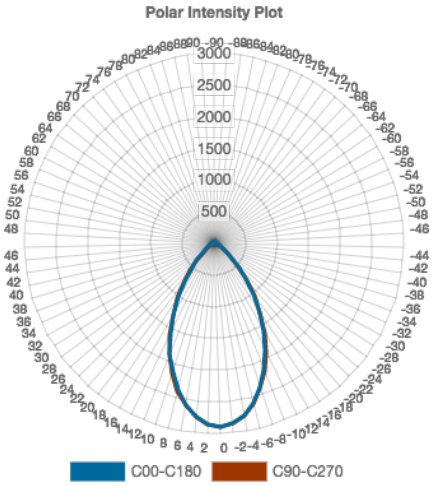

Accessories	
LLH01AAA00	LLS01M01AAA00

LDT file IES file 2D Schematics 3D Schematics

LLC01M with CITIZEN CL-L430

Beam angle @50% (Deg.) Major axis or Narrow Pos.	Beam angle @50% (Deg.) Major axis or Wide Pos.	Beam angle @10% (Deg.) Major axis or Narrow Pos.	Beam angle @10% (Deg.) Major axis or Wide Pos.	Efficacy (cd/lm) Major axis or Narrow Pos.	Efficacy (cd/lm) Minor axis or Wide Pos.
34.0		59.6		2.1	

CITIZEN



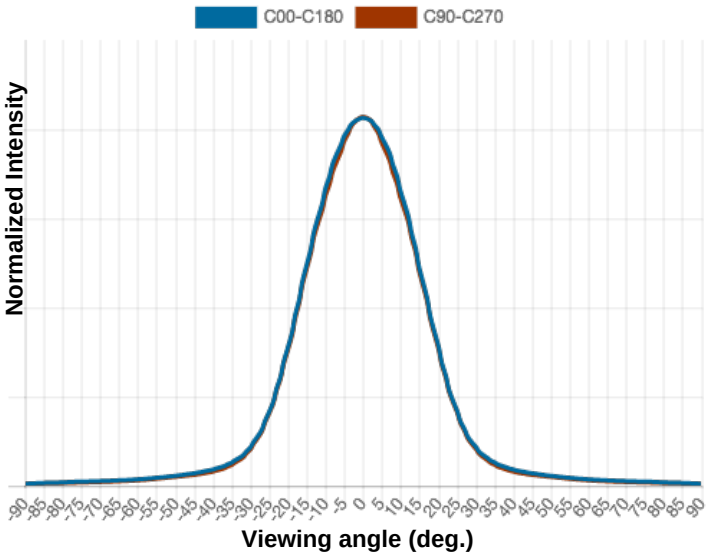

A length	B height	C foot
	8.6(mm)	16.0(mm)

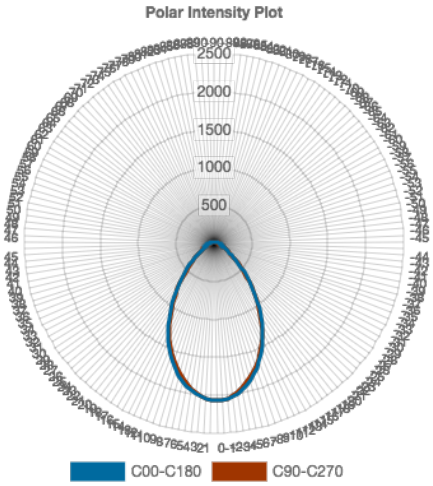

Accessories	
LLH01AAA00	LLS01M01AAA00

LDT file IES file 2D Schematics 3D Schematics

LLC01M with CREE XD16

Beam angle @50% (Deg.) Major axis or Narrow Pos.	Beam angle @50% (Deg.) Major axis or Wide Pos.	Beam angle @10% (Deg.) Major axis or Narrow Pos.	Beam angle @10% (Deg.) Major axis or Wide Pos.	Efficacy (cd/lm) Major axis or Narrow Pos.	Efficacy (cd/lm) Minor axis or Wide Pos.
26.0		43.9		3.7	



A length	B height	C foot
	8.6(mm)	16.0(mm)

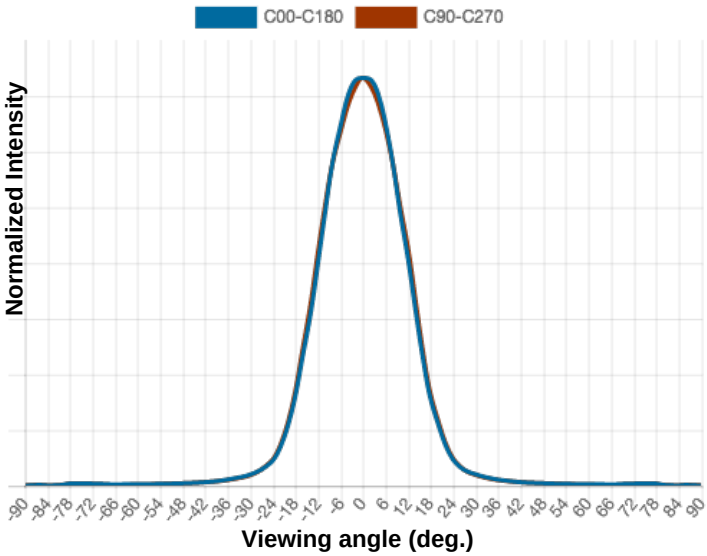

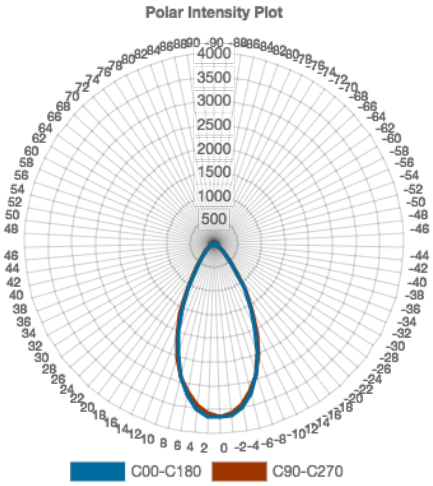

Accessories	
LLH01AAA00	LLS01M01AAA00

LDT file IES file 2D Schematics 3D Schematics

LLC01M with CREE MX6

Beam angle @50% (Deg.) Major axis or Narrow Pos.	Beam angle @50% (Deg.) Major axis or Wide Pos.	Beam angle @10% (Deg.) Major axis or Narrow Pos.	Beam angle @10% (Deg.) Major axis or Wide Pos.	Efficacy (cd/lm) Major axis or Narrow Pos.	Efficacy (cd/lm) Minor axis or Wide Pos.
26.2		50.4		3.0	

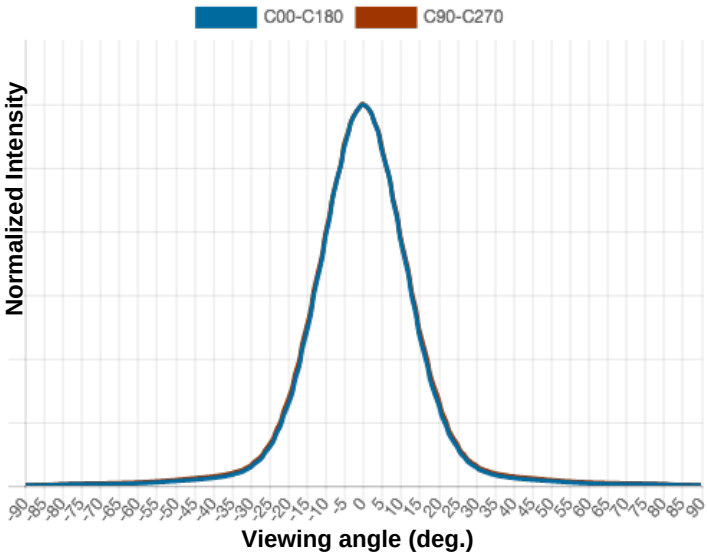

A length	B height	C foot
	8.6(mm)	16.0(mm)

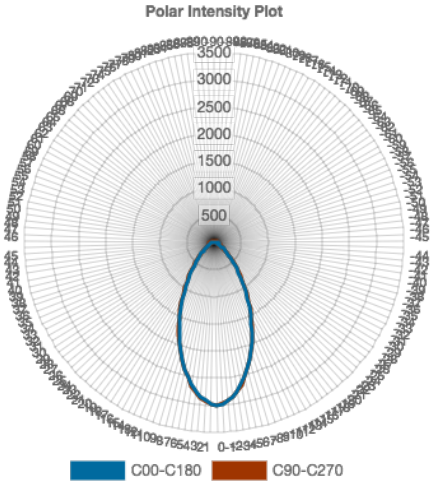

Accessories	
LLH01AAB00	LLS01M01AAB00

LDT file IES file 2D Schematics 3D Schematics

LLC01M with CREE XT-E HE

Beam angle @50% (Deg.) Major axis or Narrow Pos.	Beam angle @50% (Deg.) Major axis or Wide Pos.	Beam angle @10% (Deg.) Major axis or Narrow Pos.	Beam angle @10% (Deg.) Major axis or Wide Pos.	Efficacy (cd/lm) Major axis or Narrow Pos.	Efficacy (cd/lm) Minor axis or Wide Pos.
26.6		46.5		3.2	



A length	B height	C foot
	8.6(mm)	16.0(mm)

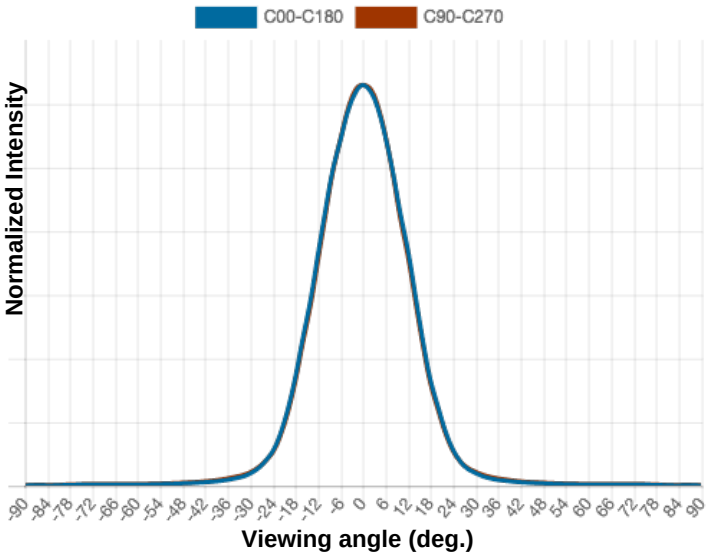

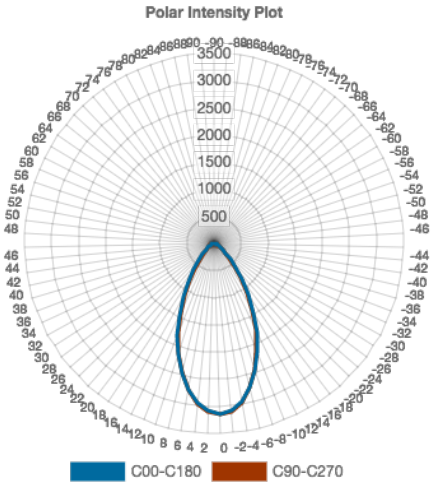

Accessories	
LLH01AAA00	LLS01M01AAA00

LDT file IES file 2D Schematics 3D Schematics

LLC01M with CREE XP-L HI

Beam angle @50% (Deg.) Major axis or Narrow Pos.	Beam angle @50% (Deg.) Major axis or Wide Pos.	Beam angle @10% (Deg.) Major axis or Narrow Pos.	Beam angle @10% (Deg.) Major axis or Wide Pos.	Efficacy (cd/lm) Major axis or Narrow Pos.	Efficacy (cd/lm) Minor axis or Wide Pos.
27.5		44.6		3.6	



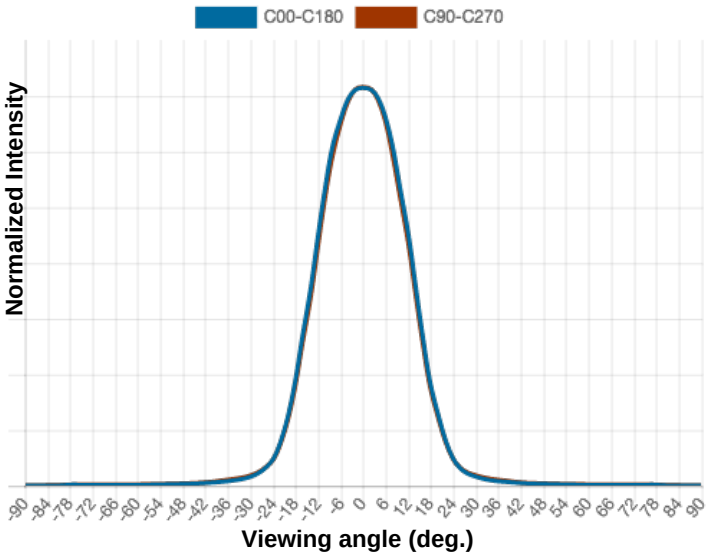

A length	B height	C foot
	8.6(mm)	16.0(mm)

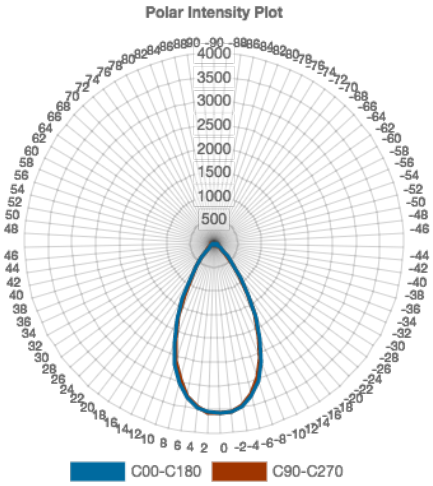

Accessories	
LLH01AAA00	LLS01M01AAA00

LDT file IES file 2D Schematics 3D Schematics

LLC01M with CREE XM-L HIGH VOLTAGE

Beam angle @50% (Deg.) Major axis or Narrow Pos.	Beam angle @50% (Deg.) Major axis or Wide Pos.	Beam angle @10% (Deg.) Major axis or Narrow Pos.	Beam angle @10% (Deg.) Major axis or Wide Pos.	Efficacy (cd/lm) Major axis or Narrow Pos.	Efficacy (cd/lm) Minor axis or Wide Pos.
27.6		50.4		2.8	



A length	B height	C foot
	8.6(mm)	16.0(mm)

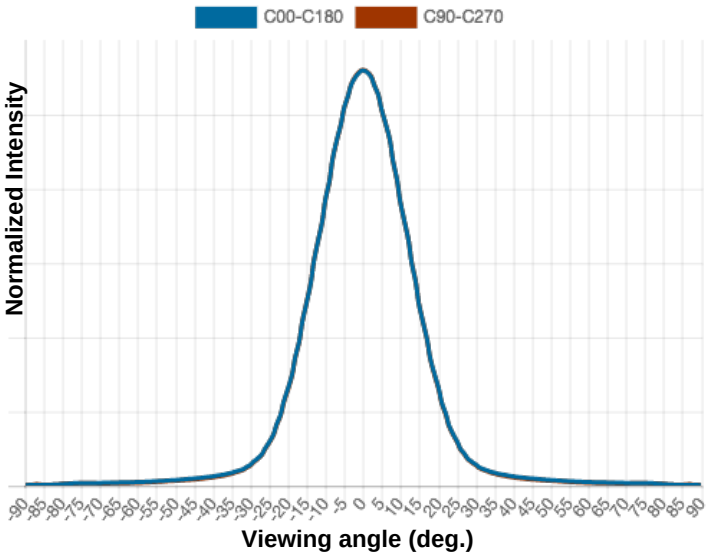

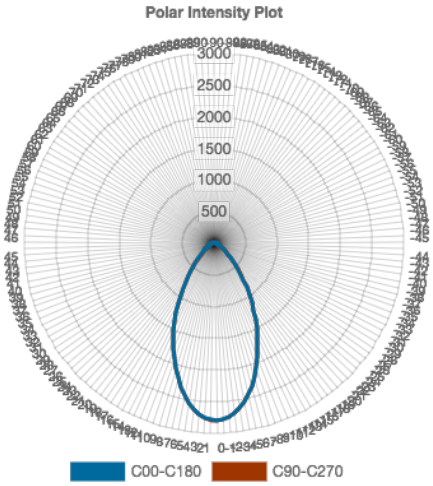

Accessories	
LLH01AAA00	LLS01M01AAA00

LDT file IES file 2D Schematics 3D Schematics

LLC01M with CREE XP-E2

Beam angle @50% (Deg.) Major axis or Narrow Pos.	Beam angle @50% (Deg.) Major axis or Wide Pos.	Beam angle @10% (Deg.) Major axis or Narrow Pos.	Beam angle @10% (Deg.) Major axis or Wide Pos.	Efficacy (cd/lm) Major axis or Narrow Pos.	Efficacy (cd/lm) Minor axis or Wide Pos.
29.1		44.3		3.4	



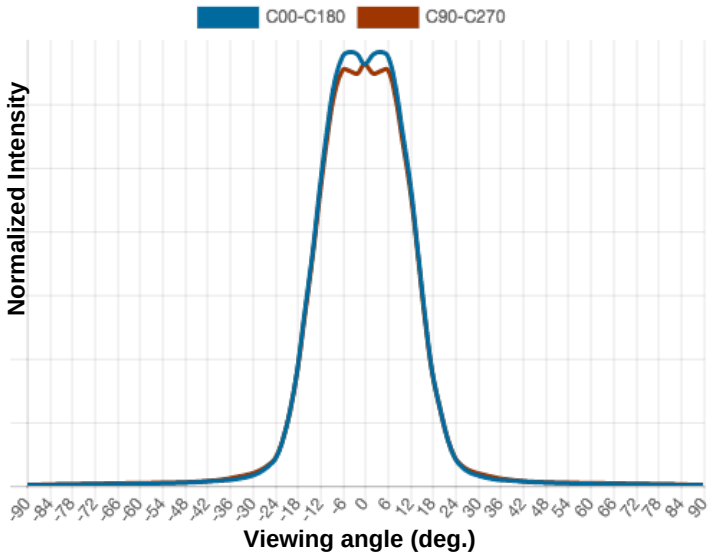

A length	B height	C foot
	8.6(mm)	16.0(mm)

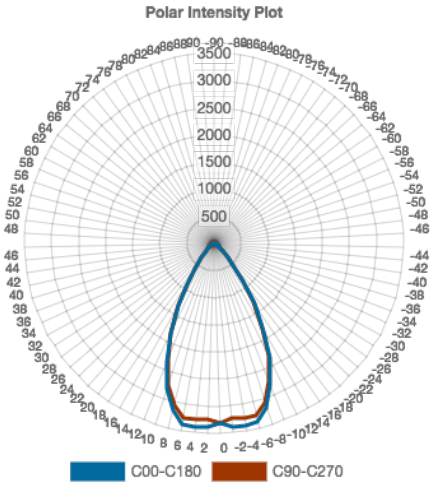

Accessories	
LLH01AAC00	LLS01M01AAC00

LDT file IES file 2D Schematics 3D Schematics

LLC01M with CREE XQ-E HI

Beam angle @50% (Deg.) Major axis or Narrow Pos.	Beam angle @50% (Deg.) Major axis or Wide Pos.	Beam angle @10% (Deg.) Major axis or Narrow Pos.	Beam angle @10% (Deg.) Major axis or Wide Pos.	Efficacy (cd/lm) Major axis or Narrow Pos.	Efficacy (cd/lm) Minor axis or Wide Pos.
29.3		45.9		3.1	



A length	B height	C foot
	8.6(mm)	16.0(mm)

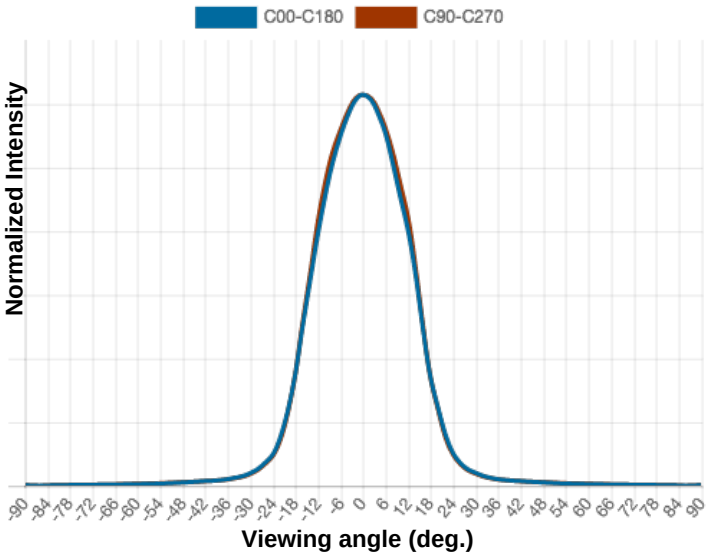

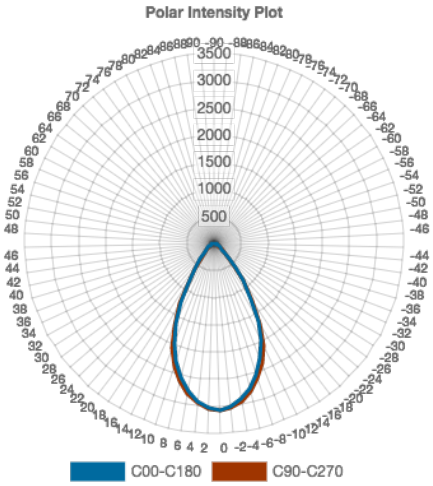

Accessories	
LLH01AAA00	LLS01M01AAA00

LDT file IES file 2D Schematics 3D Schematics

LLC01M with CREE XHP35 HI

Beam angle @50% (Deg.) Major axis or Narrow Pos.	Beam angle @50% (Deg.) Major axis or Wide Pos.	Beam angle @10% (Deg.) Major axis or Narrow Pos.	Beam angle @10% (Deg.) Major axis or Wide Pos.	Efficacy (cd/lm) Major axis or Narrow Pos.	Efficacy (cd/lm) Minor axis or Wide Pos.
29.6		47.8		3.1	



A length	B height	C foot
	8.6(mm)	16.0(mm)

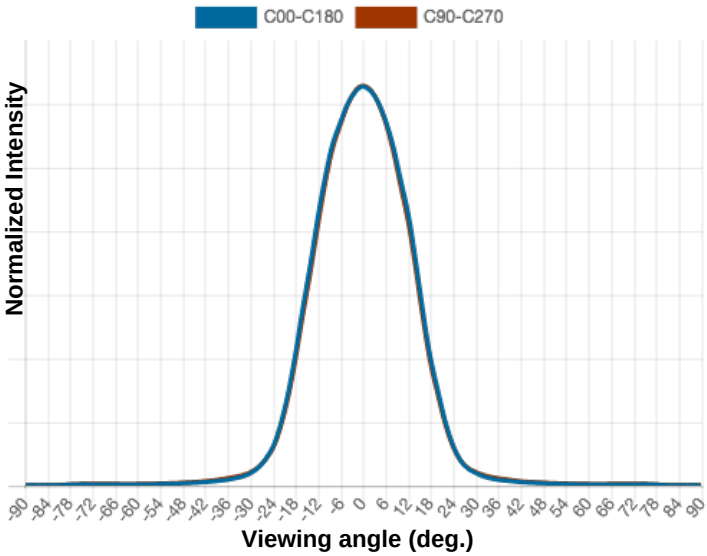

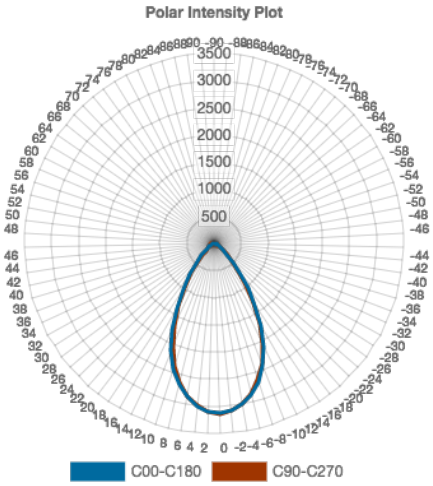

Accessories	
LLH01AAA00	LLS01M01AAA00

LDT file IES file 2D Schematics 3D Schematics

LLC01M with CREE XHP35.2 HD

Beam angle @50% (Deg.) Major axis or Narrow Pos.	Beam angle @50% (Deg.) Major axis or Wide Pos.	Beam angle @10% (Deg.) Major axis or Narrow Pos.	Beam angle @10% (Deg.) Major axis or Wide Pos.	Efficacy (cd/lm) Major axis or Narrow Pos.	Efficacy (cd/lm) Minor axis or Wide Pos.
29.8		53.7		2.2	



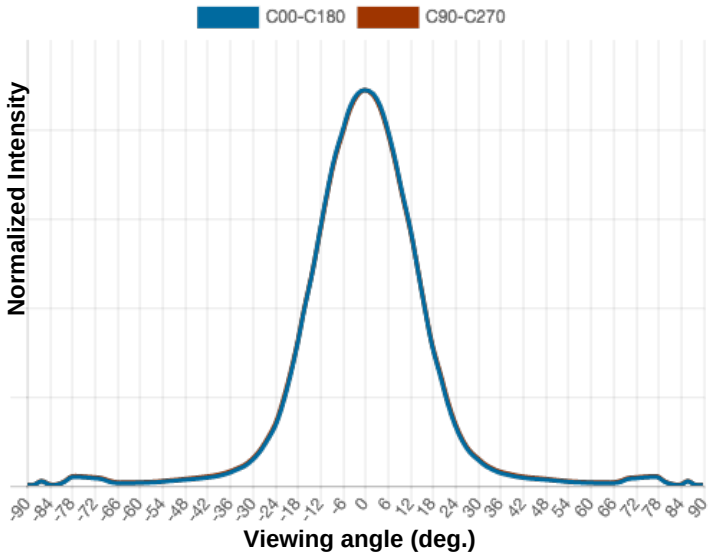

A length	B height	C foot
	8.6(mm)	16.0(mm)

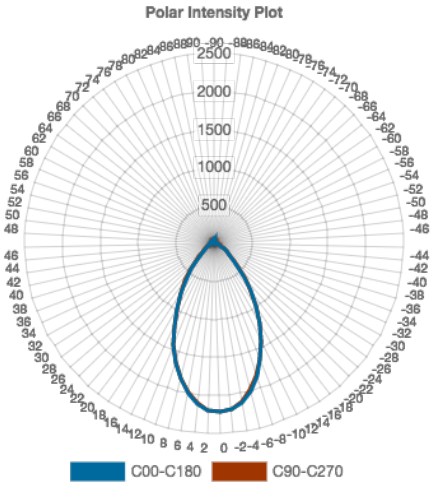

Accessories	
LLH01AAA00	LLS01M01AAA00

LDT file IES file 2D Schematics 3D Schematics

LLC01M with CREE XP-G2

Beam angle @50% (Deg.) Major axis or Narrow Pos.	Beam angle @50% (Deg.) Major axis or Wide Pos.	Beam angle @10% (Deg.) Major axis or Narrow Pos.	Beam angle @10% (Deg.) Major axis or Wide Pos.	Efficacy (cd/lm) Major axis or Narrow Pos.	Efficacy (cd/lm) Minor axis or Wide Pos.
30.4		48.4		2.8	



A length	B height	C foot
	8.6(mm)	16.0(mm)

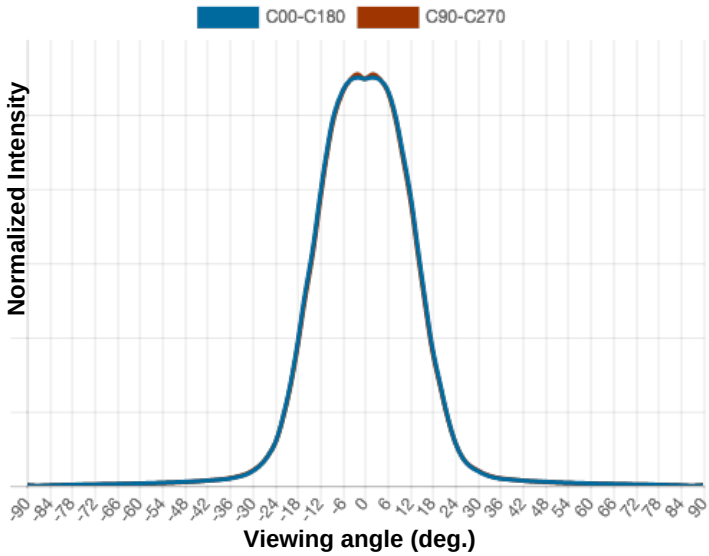

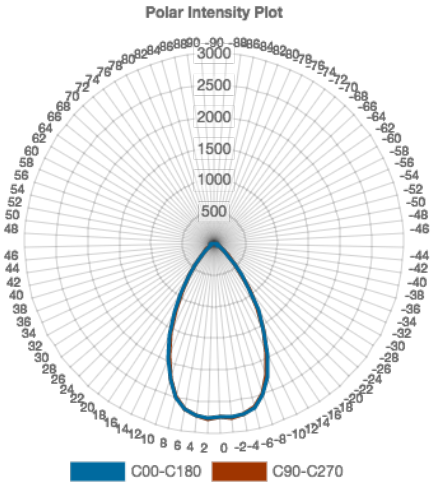

Accessories	
LLH01AAA00	LLS01M01AAA00

LDT file IES file 2D Schematics 3D Schematics

LLC01M with CREE XHP35.2 HI

Beam angle @50% (Deg.) Major axis or Narrow Pos.	Beam angle @50% (Deg.) Major axis or Wide Pos.	Beam angle @10% (Deg.) Major axis or Narrow Pos.	Beam angle @10% (Deg.) Major axis or Wide Pos.	Efficacy (cd/lm) Major axis or Narrow Pos.	Efficacy (cd/lm) Minor axis or Wide Pos.
30.7		51.2		2.6	



A length	B height	C foot
	8.6(mm)	16.0(mm)

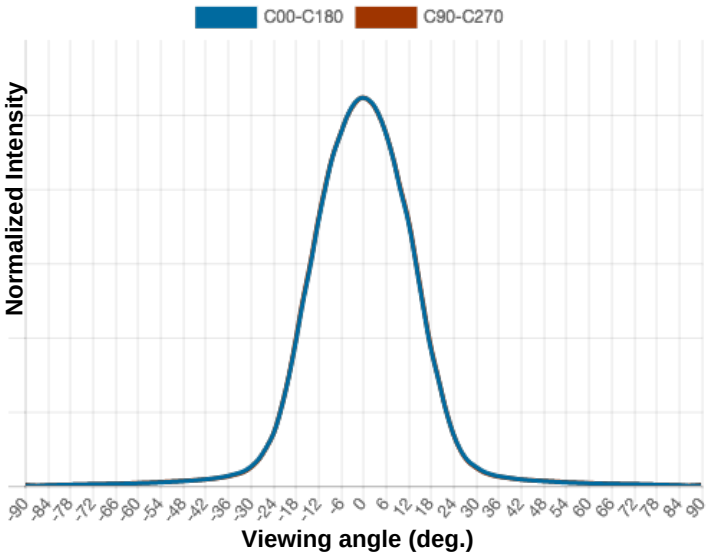

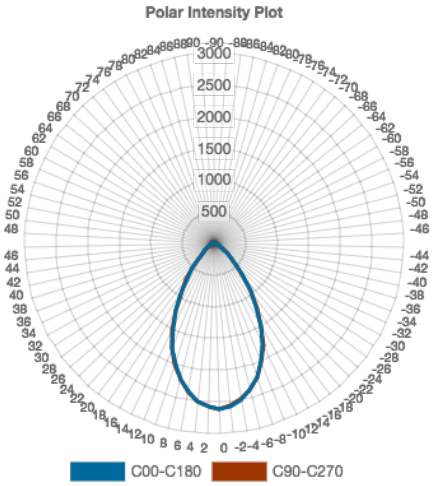

LDT file IES file 2D Schematics 3D Schematics

LLC01M with CREE CMA1303

Beam angle @50% (Deg.) Major axis or Narrow Pos.	Beam angle @50% (Deg.) Major axis or Wide Pos.	Beam angle @10% (Deg.) Major axis or Narrow Pos.	Beam angle @10% (Deg.) Major axis or Wide Pos.	Efficacy (cd/lm) Major axis or Narrow Pos.	Efficacy (cd/lm) Minor axis or Wide Pos.
31.0		54.5		2.3	

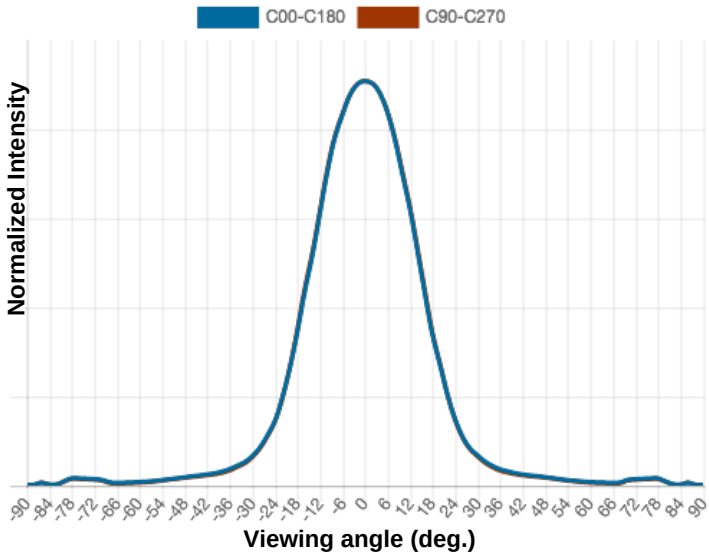

A length	B height	C foot
	8.6(mm)	16.0(mm)

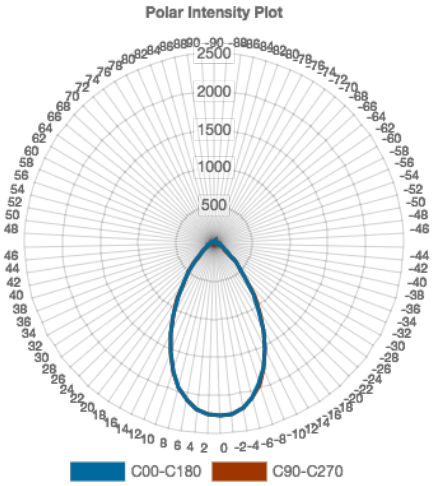

Accessories	
LLH01AAA00	LLS01M01AAA00

LDT file IES file 2D Schematics 3D Schematics

LLC01M with CREE XP-G3

Beam angle @50% (Deg.) Major axis or Narrow Pos.	Beam angle @50% (Deg.) Major axis or Wide Pos.	Beam angle @10% (Deg.) Major axis or Narrow Pos.	Beam angle @10% (Deg.) Major axis or Wide Pos.	Efficacy (cd/lm) Major axis or Narrow Pos.	Efficacy (cd/lm) Minor axis or Wide Pos.
31.4		50.6		2.8	

A length	B height	C foot
	8.6(mm)	16.0(mm)

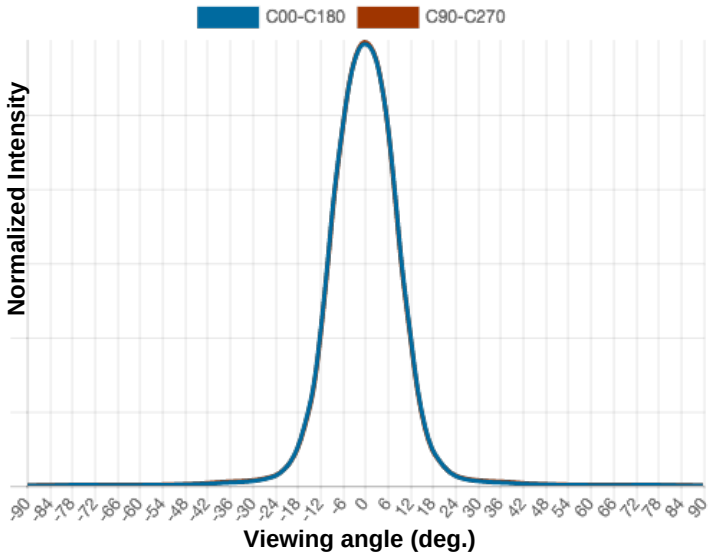

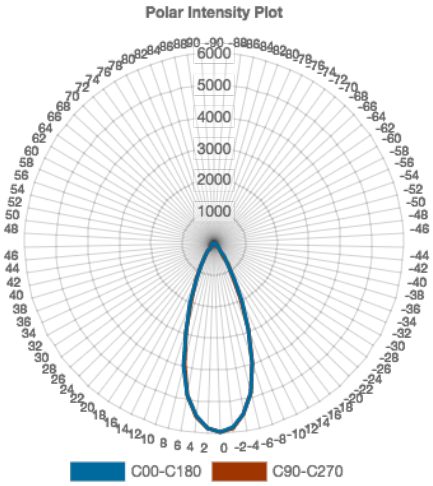

Accessories	
LLH01AAA00	LLS01M01AAA00

LDT file IES file 2D Schematics 3D Schematics

LLC01M with CREE XP-L

Beam angle @50% (Deg.) Major axis or Narrow Pos.	Beam angle @50% (Deg.) Major axis or Wide Pos.	Beam angle @10% (Deg.) Major axis or Narrow Pos.	Beam angle @10% (Deg.) Major axis or Wide Pos.	Efficacy (cd/lm) Major axis or Narrow Pos.	Efficacy (cd/lm) Minor axis or Wide Pos.
32.0		55.8		2.2	



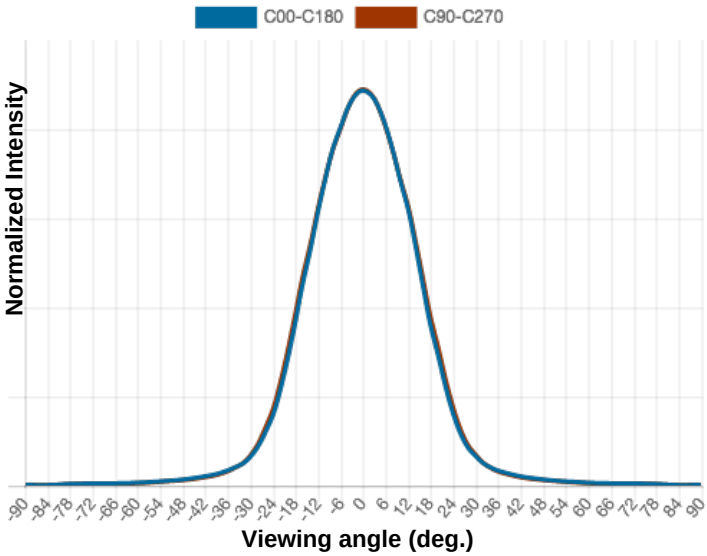

A length	B height	C foot
	8.6(mm)	16.0(mm)

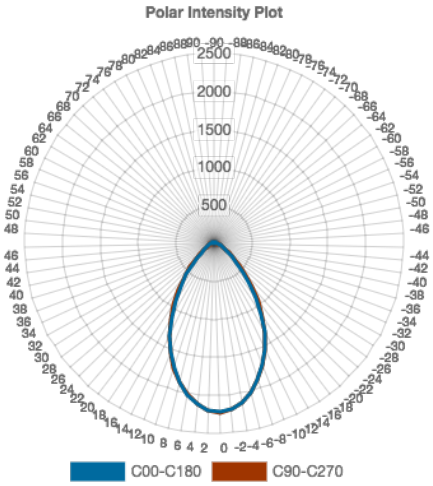

Accessories	
LLH01AAA00	LLS01M01AAA00

LDT file IES file 2D Schematics 3D Schematics

LLC01M with CREE XM-L EASYWHITE

Beam angle @50% (Deg.) Major axis or Narrow Pos.	Beam angle @50% (Deg.) Major axis or Wide Pos.	Beam angle @10% (Deg.) Major axis or Narrow Pos.	Beam angle @10% (Deg.) Major axis or Wide Pos.	Efficacy (cd/lm) Major axis or Narrow Pos.	Efficacy (cd/lm) Minor axis or Wide Pos.
32.4		52.4		2.4	



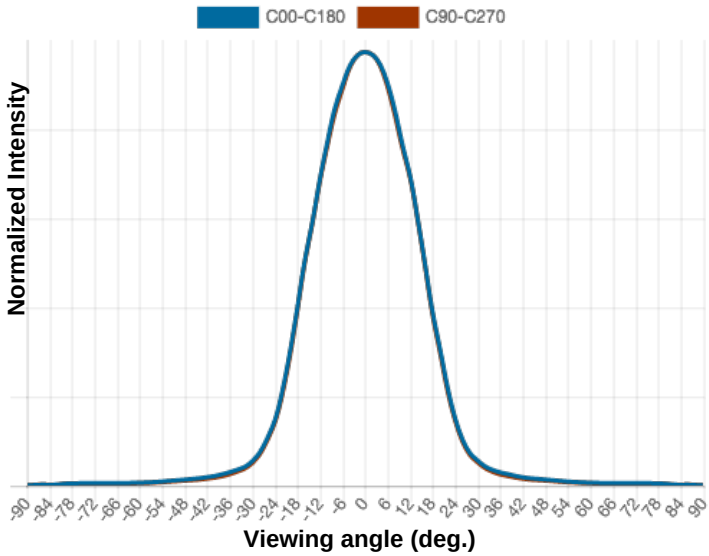

A length	B height	C foot
	8.6(mm)	16.0(mm)

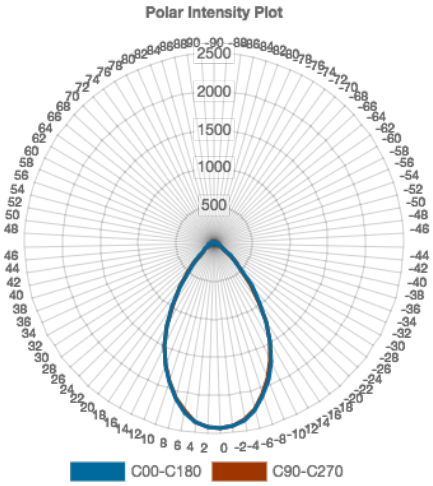

Accessories	
LLH01AAA00	LLS01M01AAA00

LDT file IES file 2D Schematics 3D Schematics

LLC01M with CREE XP-L2

Beam angle @50% (Deg.) Major axis or Narrow Pos.	Beam angle @50% (Deg.) Major axis or Wide Pos.	Beam angle @10% (Deg.) Major axis or Narrow Pos.	Beam angle @10% (Deg.) Major axis or Wide Pos.	Efficacy (cd/lm) Major axis or Narrow Pos.	Efficacy (cd/lm) Minor axis or Wide Pos.
34.1		58.4		2.1	



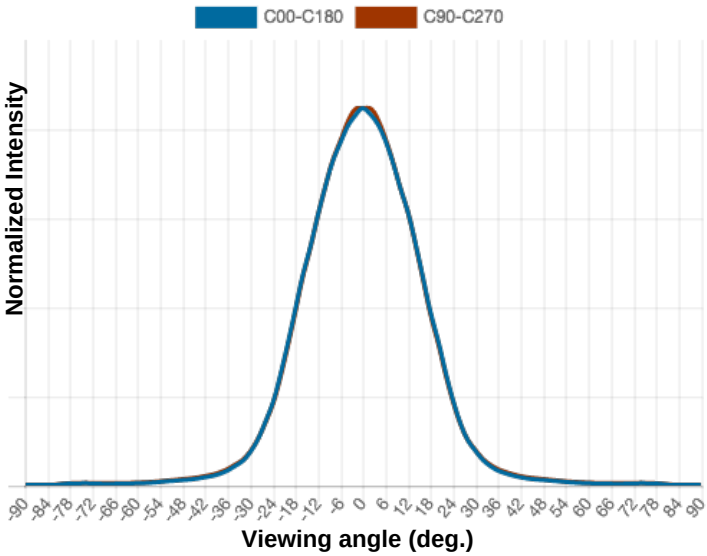

A length	B height	C foot
	8.6(mm)	16.0(mm)

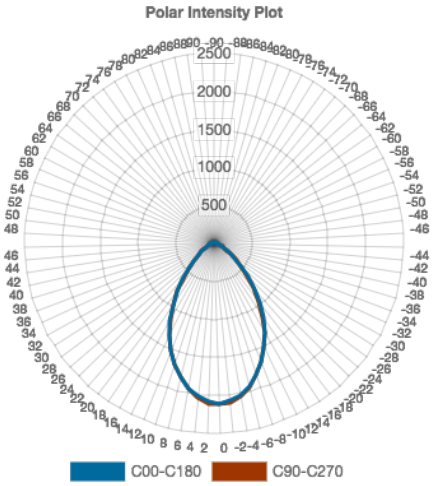

Accessories	
LLH01AAA00	LLS01M01AAA00

LDT file IES file 2D Schematics 3D Schematics

LLC01M with CREE XHP50

Beam angle @50% (Deg.) Major axis or Narrow Pos.	Beam angle @50% (Deg.) Major axis or Wide Pos.	Beam angle @10% (Deg.) Major axis or Narrow Pos.	Beam angle @10% (Deg.) Major axis or Wide Pos.	Efficacy (cd/lm) Major axis or Narrow Pos.	Efficacy (cd/lm) Minor axis or Wide Pos.
34.3		57.0		2.0	



A length	B height	C foot
	8.6(mm)	16.0(mm)

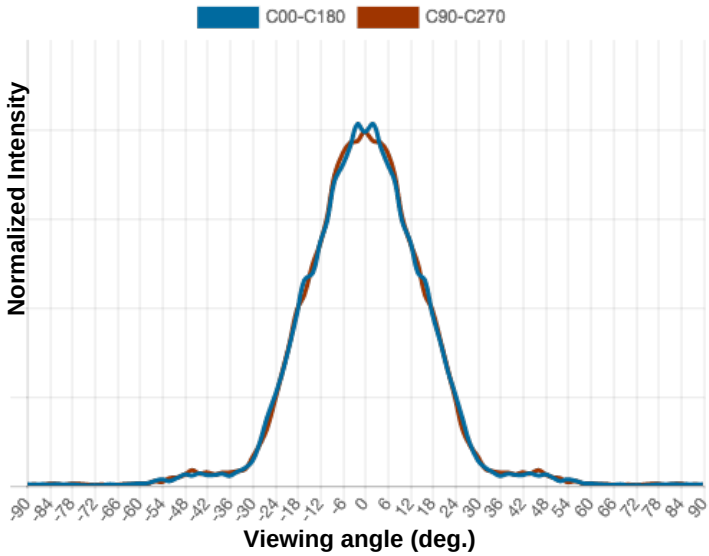

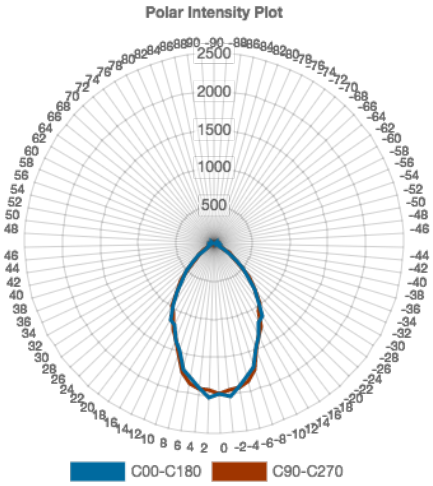

Accessories	
LLH01AAA00	LLS01M01AAA00

LDT file IES file 2D Schematics 3D Schematics

LLC01M with CREE XM-L2

Beam angle @50% (Deg.) Major axis or Narrow Pos.	Beam angle @50% (Deg.) Major axis or Wide Pos.	Beam angle @10% (Deg.) Major axis or Narrow Pos.	Beam angle @10% (Deg.) Major axis or Wide Pos.	Efficacy (cd/lm) Major axis or Narrow Pos.	Efficacy (cd/lm) Minor axis or Wide Pos.
38.6		59.3		1.8	



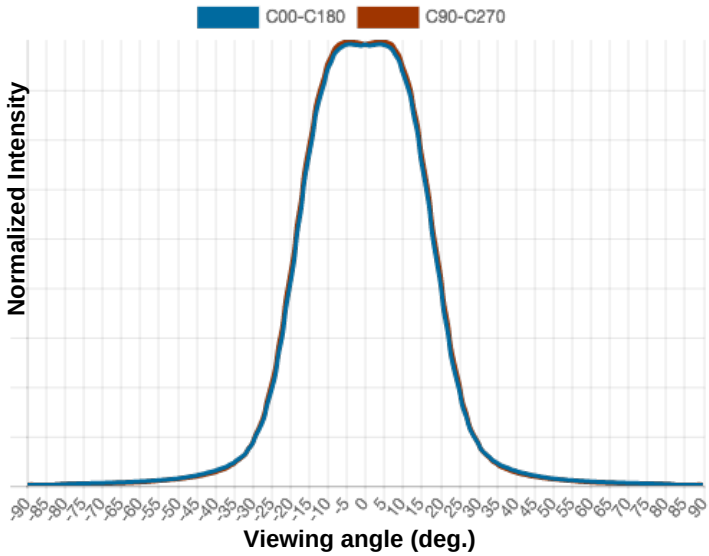

A length	B height	C foot
	8.6(mm)	16.0(mm)

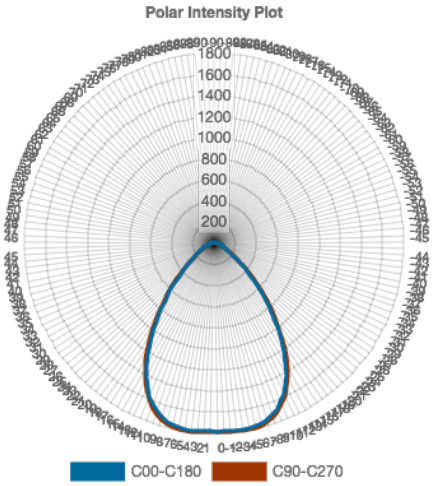

Accessories	
LLH01AAA00	LLS01M01AAA00

LDT file IES file 2D Schematics 3D Schematics

LLC01M with CREE XM-L

Beam angle @50% (Deg.) Major axis or Narrow Pos.	Beam angle @50% (Deg.) Major axis or Wide Pos.	Beam angle @10% (Deg.) Major axis or Narrow Pos.	Beam angle @10% (Deg.) Major axis or Wide Pos.	Efficacy (cd/lm) Major axis or Narrow Pos.	Efficacy (cd/lm) Minor axis or Wide Pos.
38.9		59.4		1.7	



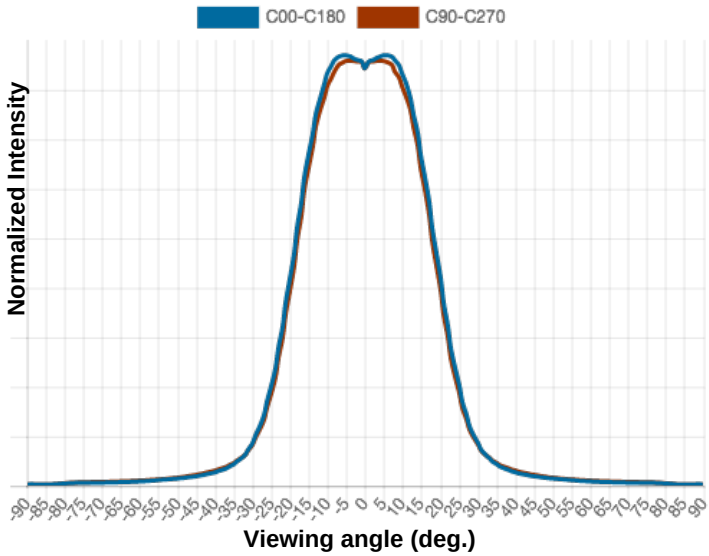

A length	B height	C foot
	8.6(mm)	16.0(mm)

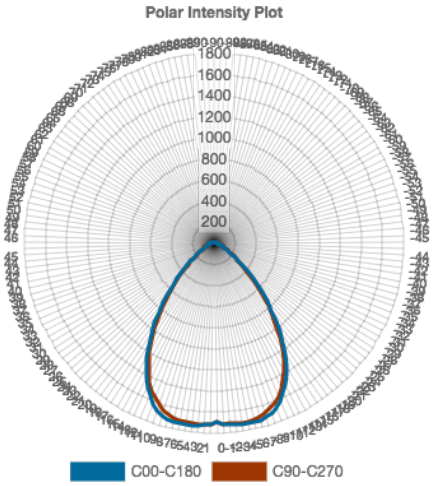

Accessories	
LLH01AAA00	LLS01M01AAA00

LDT file IES file 2D Schematics 3D Schematics

LLC01M with EDISON 2PHM10xWxxP55020

Beam angle @50% (Deg.) Major axis or Narrow Pos.	Beam angle @50% (Deg.) Major axis or Wide Pos.	Beam angle @10% (Deg.) Major axis or Narrow Pos.	Beam angle @10% (Deg.) Major axis or Wide Pos.	Efficacy (cd/lm) Major axis or Narrow Pos.	Efficacy (cd/lm) Minor axis or Wide Pos.
31.2		57.7		2.1	

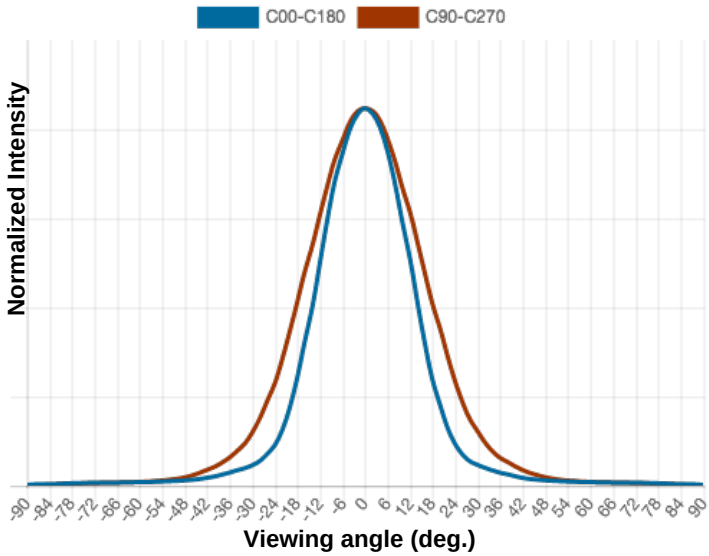

A length	B height	C foot
	8.6(mm)	16.0(mm)

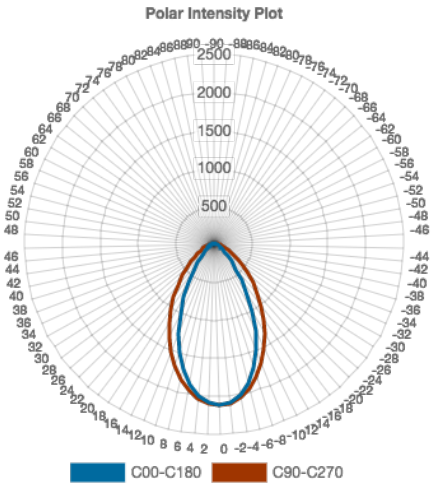

Accessories	
LLH01AAA00	LLS01M01AAA00

LDT file IES file 2D Schematics 3D Schematics

LLC01M with LITEON P01

Beam angle @50% (Deg.) Major axis or Narrow Pos.	Beam angle @50% (Deg.) Major axis or Wide Pos.	Beam angle @10% (Deg.) Major axis or Narrow Pos.	Beam angle @10% (Deg.) Major axis or Wide Pos.	Efficacy (cd/lm) Major axis or Narrow Pos.	Efficacy (cd/lm) Minor axis or Wide Pos.
24.8		46.0		3.2	

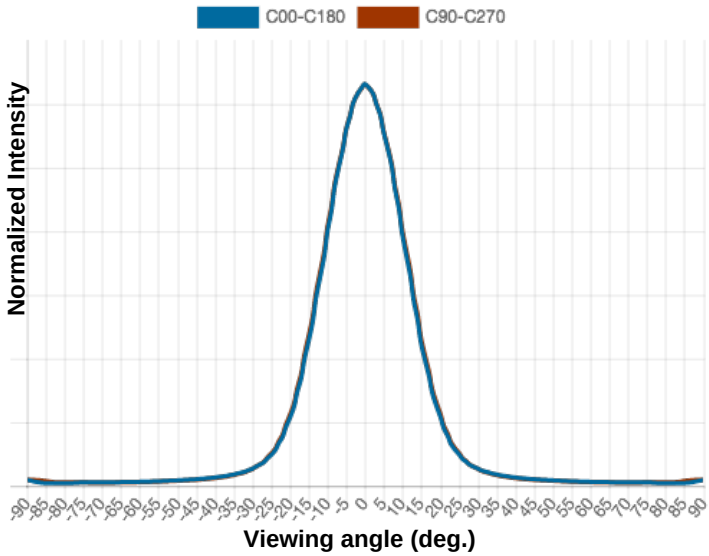

A length	B height	C foot
	8.6(mm)	16.0(mm)

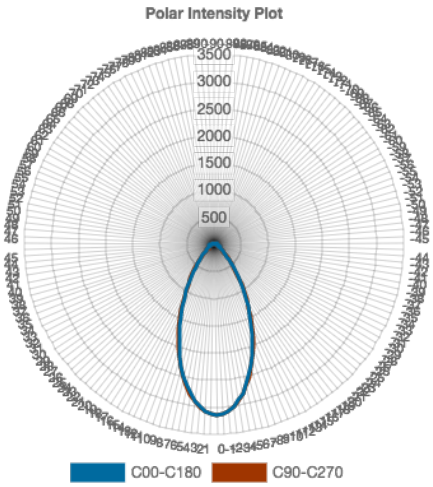

Accessories	
LLH01LX300	LLS01M01LX300

LDT file IES file 2D Schematics 3D Schematics

LLC01M with LITEON P033

Beam angle @50% (Deg.) Major axis or Narrow Pos.	Beam angle @50% (Deg.) Major axis or Wide Pos.	Beam angle @10% (Deg.) Major axis or Narrow Pos.	Beam angle @10% (Deg.) Major axis or Wide Pos.	Efficacy (cd/lm) Major axis or Narrow Pos.	Efficacy (cd/lm) Minor axis or Wide Pos.
27.6		52.2		2.7	



A length	B height	C foot
	8.6(mm)	16.0(mm)

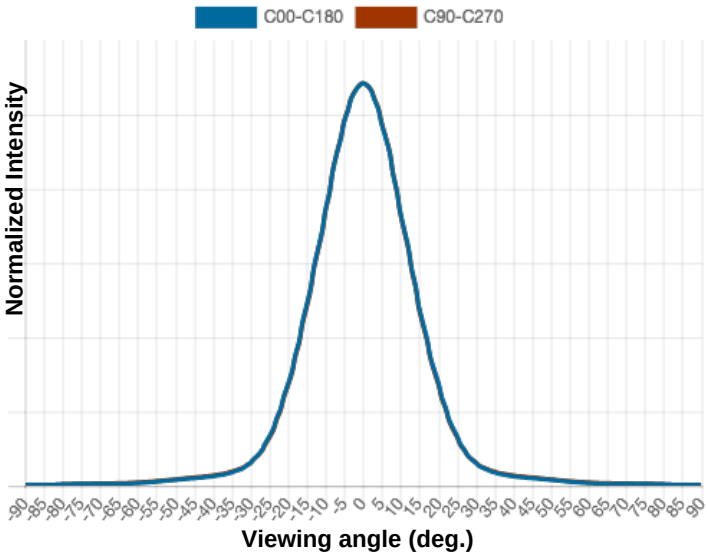

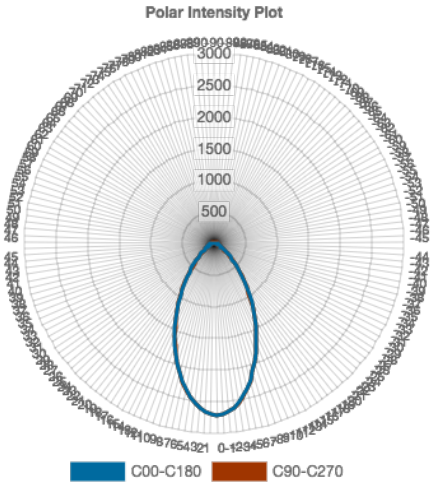

Accessories	
LLH01AAB00	LLS01M01AAB00

LDT file IES file 2D Schematics 3D Schematics

LLC01M with LUMILEDS LUXEON T

Beam angle @50% (Deg.) Major axis or Narrow Pos.	Beam angle @50% (Deg.) Major axis or Wide Pos.	Beam angle @10% (Deg.) Major axis or Narrow Pos.	Beam angle @10% (Deg.) Major axis or Wide Pos.	Efficacy (cd/lm) Major axis or Narrow Pos.	Efficacy (cd/lm) Minor axis or Wide Pos.
23.8		43.5		3.9	

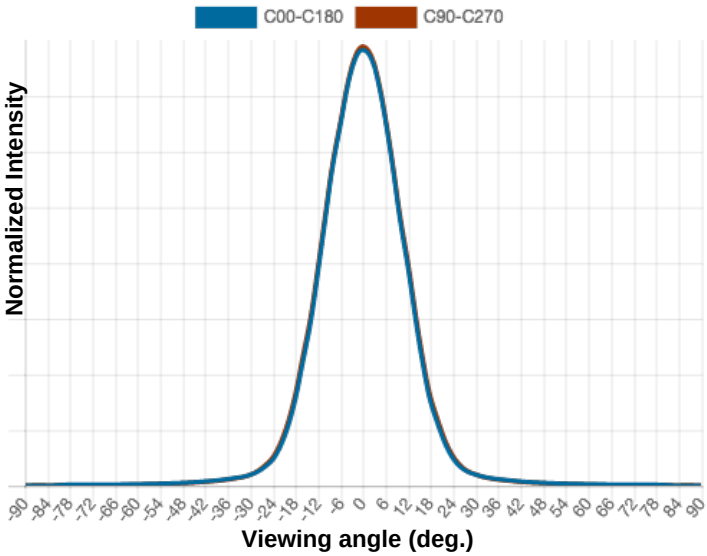

A length	B height	C foot
	8.6(mm)	16.0(mm)

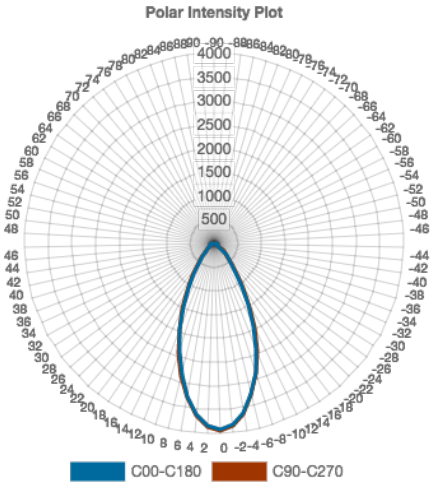

Accessories	
LLH01AAA00	LLS01M01AAA00

LDT file IES file 2D Schematics 3D Schematics

LLC01M with LUMILEDS REBEL ES

Beam angle @50% (Deg.) Major axis or Narrow Pos.	Beam angle @50% (Deg.) Major axis or Wide Pos.	Beam angle @10% (Deg.) Major axis or Narrow Pos.	Beam angle @10% (Deg.) Major axis or Wide Pos.	Efficacy (cd/lm) Major axis or Narrow Pos.	Efficacy (cd/lm) Minor axis or Wide Pos.
24.5		44.1		3.8	

LUMILEDS



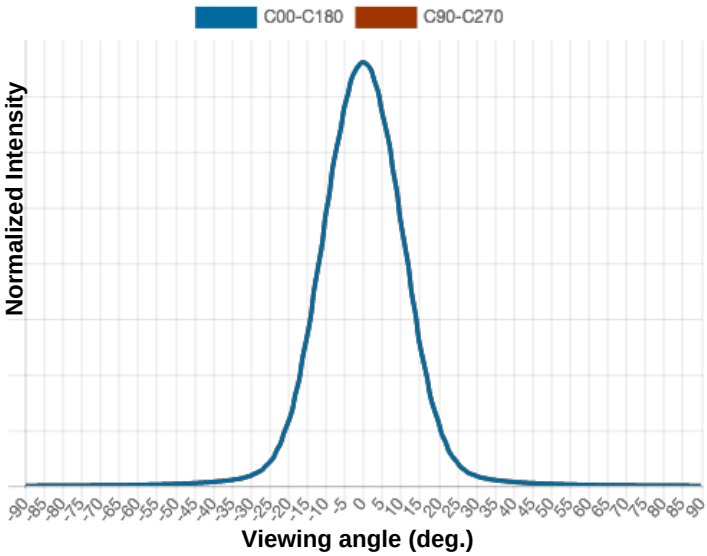

A length	B height	C foot
	8.6(mm)	16.0(mm)

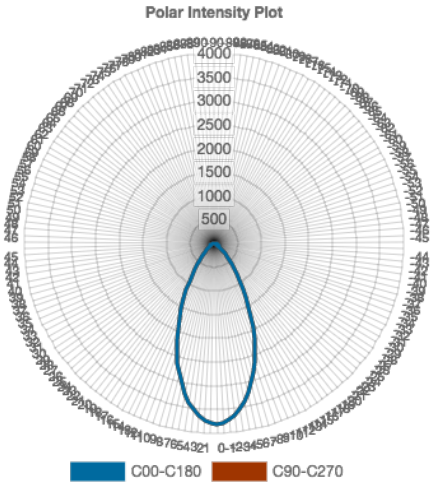

Accessories	
LLH01AAA00	LLS01M01AAA00

LDT file IES file 2D Schematics 3D Schematics

LLC01M with LUMINUS CXM_3

Beam angle @50% (Deg.) Major axis or Narrow Pos.	Beam angle @50% (Deg.) Major axis or Wide Pos.	Beam angle @10% (Deg.) Major axis or Narrow Pos.	Beam angle @10% (Deg.) Major axis or Wide Pos.	Efficacy (cd/lm) Major axis or Narrow Pos.	Efficacy (cd/lm) Minor axis or Wide Pos.
26.6		46.1		3.4	

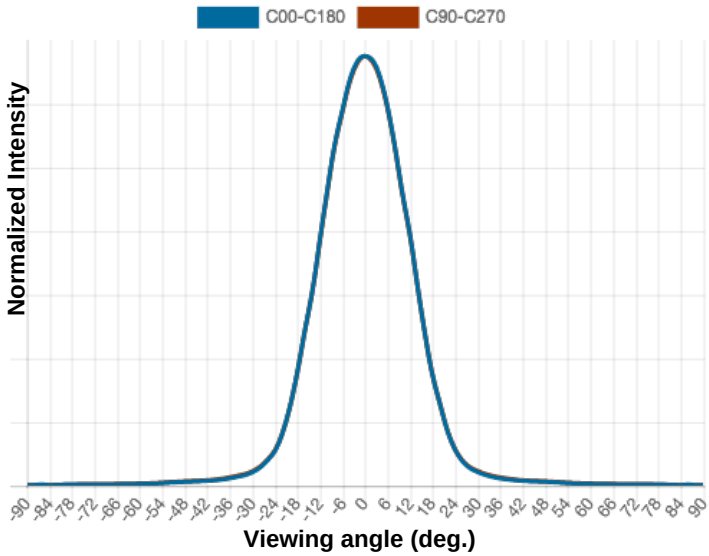

A length	B height	C foot
	8.6(mm)	16.0(mm)

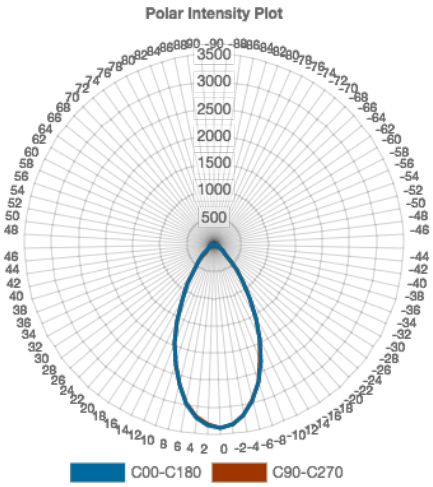

Accessories	
LLH01AAA00	LLS01M01AAA00

LDT file IES file 2D Schematics 3D Schematics

LLC01M with LUMINUS CXM_4

Beam angle @50% (Deg.) Major axis or Narrow Pos.	Beam angle @50% (Deg.) Major axis or Wide Pos.	Beam angle @10% (Deg.) Major axis or Narrow Pos.	Beam angle @10% (Deg.) Major axis or Wide Pos.	Efficacy (cd/lm) Major axis or Narrow Pos.	Efficacy (cd/lm) Minor axis or Wide Pos.
31.2		56.8		2.1	

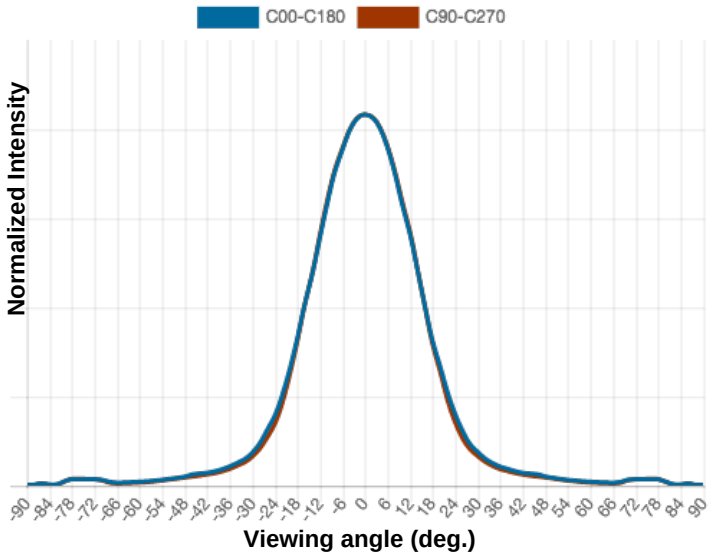

A length	B height	C foot
	8.6(mm)	16.0(mm)

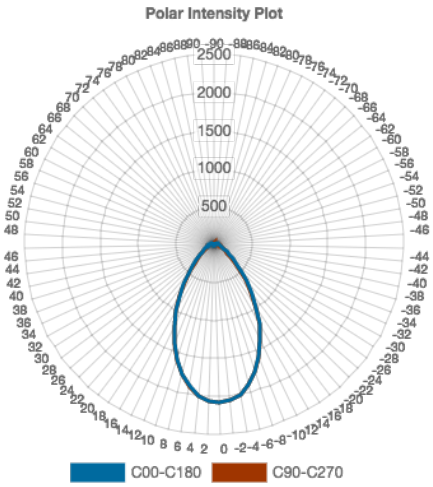

Accessories	
LLH01AAA00	LLS01M01AAA00

LDT file IES file 2D Schematics 3D Schematics

LLC01M with LUMINUS CDM_6

Beam angle @50% (Deg.) Major axis or Narrow Pos.	Beam angle @50% (Deg.) Major axis or Wide Pos.	Beam angle @10% (Deg.) Major axis or Narrow Pos.	Beam angle @10% (Deg.) Major axis or Wide Pos.	Efficacy (cd/lm) Major axis or Narrow Pos.	Efficacy (cd/lm) Minor axis or Wide Pos.
51.4		82.0		1.0	



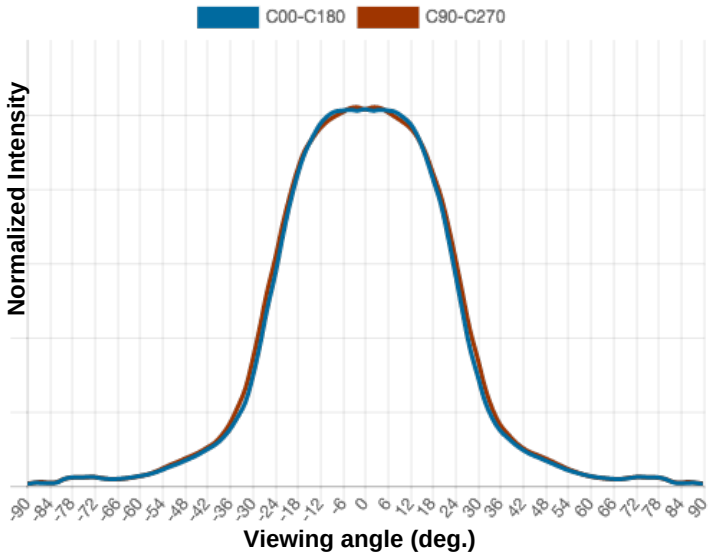

A length	B height	C foot
	8.6(mm)	16.0(mm)

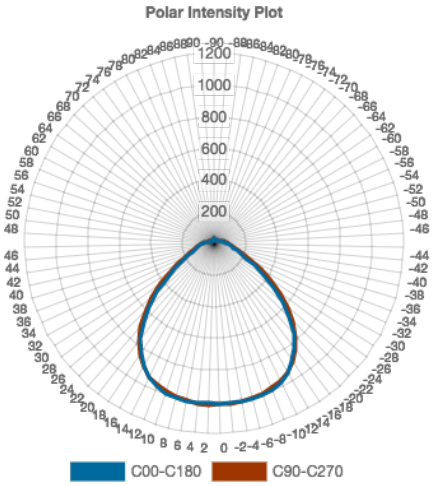

Accessories	
LLH01AAA00	LLS01M01AAA00

LDT file IES file 2D Schematics 3D Schematics

LLC01M with NICHIA NVSW319A

Beam angle @50% (Deg.) Major axis or Narrow Pos.	Beam angle @50% (Deg.) Major axis or Wide Pos.	Beam angle @10% (Deg.) Major axis or Narrow Pos.	Beam angle @10% (Deg.) Major axis or Wide Pos.	Efficacy (cd/lm) Major axis or Narrow Pos.	Efficacy (cd/lm) Minor axis or Wide Pos.
23.4		43.0		3.8	



A length	B height	C foot
	8.6(mm)	16.0(mm)

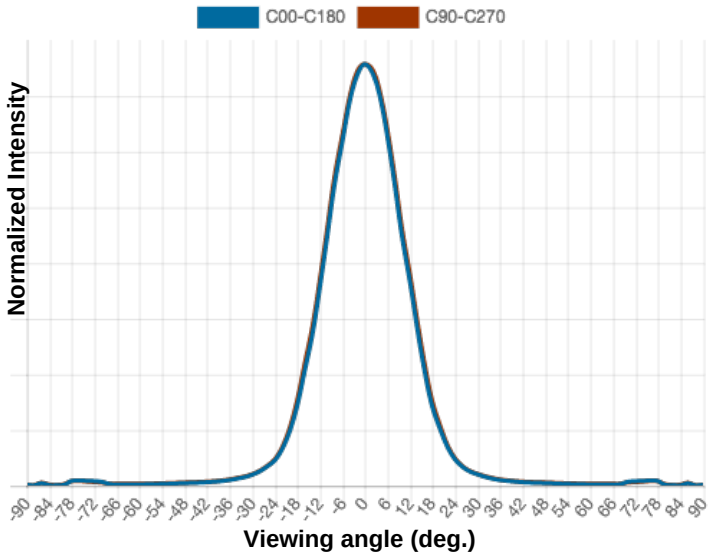

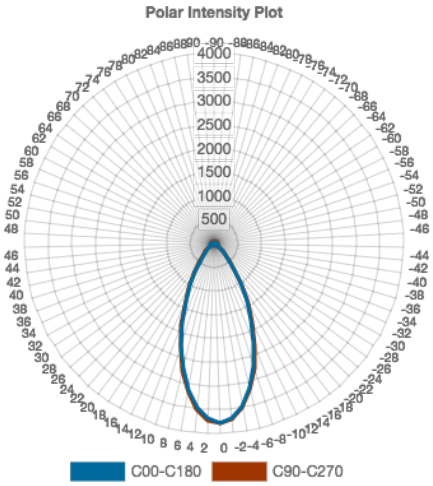

Accessories	
LLH01AAA00	LLS01M01AAA00

LDT file IES file 2D Schematics 3D Schematics

LLC01M with NICHIA NCSWE17AT

Beam angle @50% (Deg.) Major axis or Narrow Pos.	Beam angle @50% (Deg.) Major axis or Wide Pos.	Beam angle @10% (Deg.) Major axis or Narrow Pos.	Beam angle @10% (Deg.) Major axis or Wide Pos.	Efficacy (cd/lm) Major axis or Narrow Pos.	Efficacy (cd/lm) Minor axis or Wide Pos.
25.6		42.6		3.8	



A length	B height	C foot
	8.6(mm)	16.0(mm)

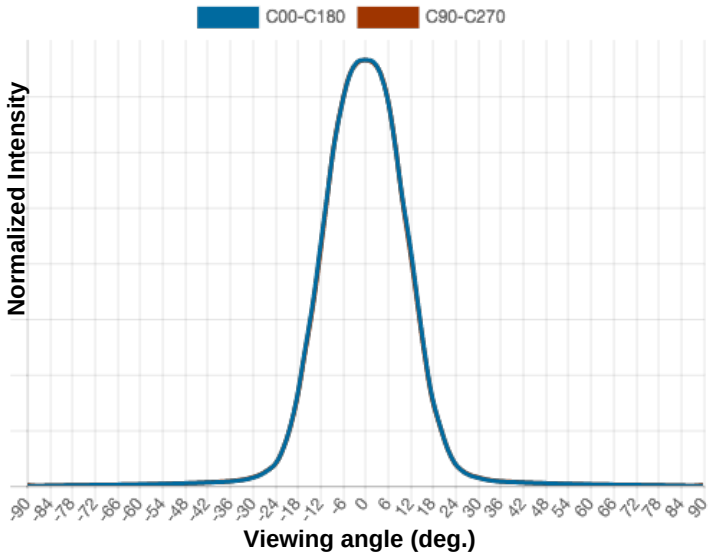

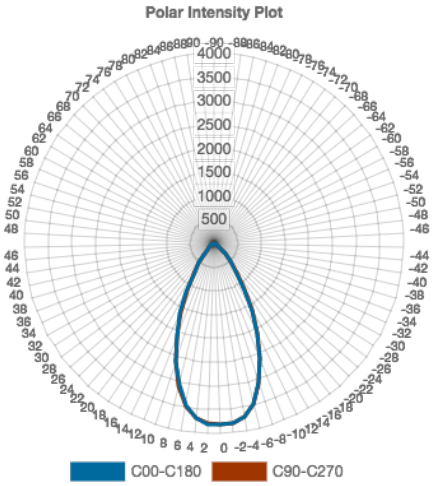

LDT file IES file 2D Schematics 3D Schematics

LLC01M with NICHIA NS6

Beam angle @50% (Deg.) Major axis or Narrow Pos.	Beam angle @50% (Deg.) Major axis or Wide Pos.	Beam angle @10% (Deg.) Major axis or Narrow Pos.	Beam angle @10% (Deg.) Major axis or Wide Pos.	Efficacy (cd/lm) Major axis or Narrow Pos.	Efficacy (cd/lm) Minor axis or Wide Pos.
27.9		52.0		2.9	

A length	B height	C foot
	8.6(mm)	16.0(mm)

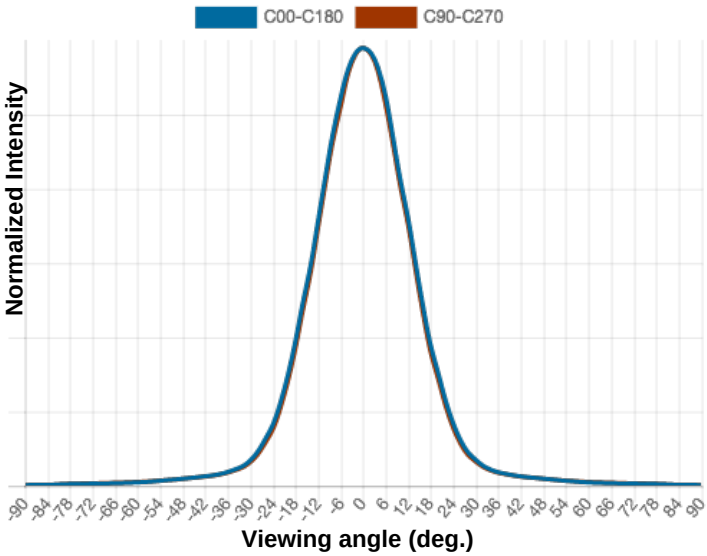

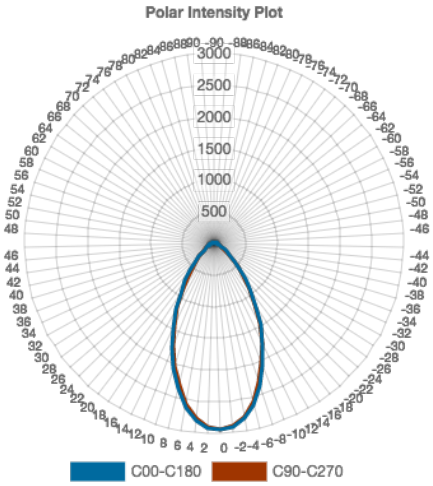

Accessories	
LLH01AAB00	LLS01M01AAB00

LDT file IES file 2D Schematics 3D Schematics

LLC01M with NICHIA NVSWE21AT

Beam angle @50% (Deg.) Major axis or Narrow Pos.	Beam angle @50% (Deg.) Major axis or Wide Pos.	Beam angle @10% (Deg.) Major axis or Narrow Pos.	Beam angle @10% (Deg.) Major axis or Wide Pos.	Efficacy (cd/lm) Major axis or Narrow Pos.	Efficacy (cd/lm) Minor axis or Wide Pos.
28.6		45.3		3.5	

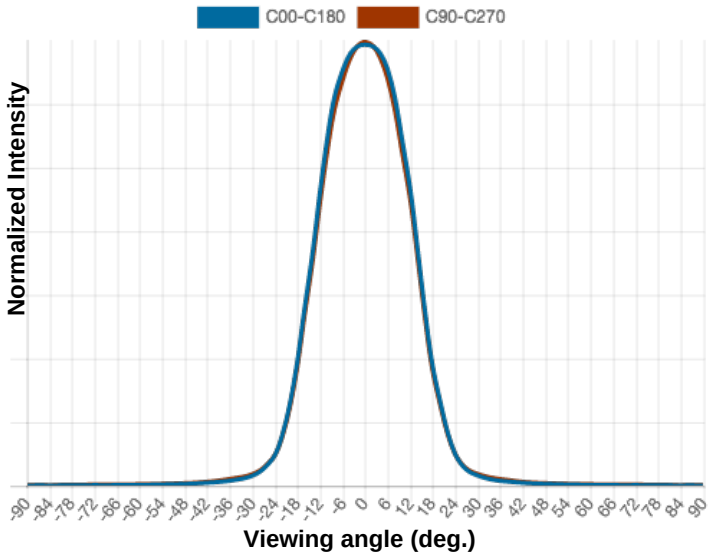

A length	B height	C foot
	8.6(mm)	16.0(mm)

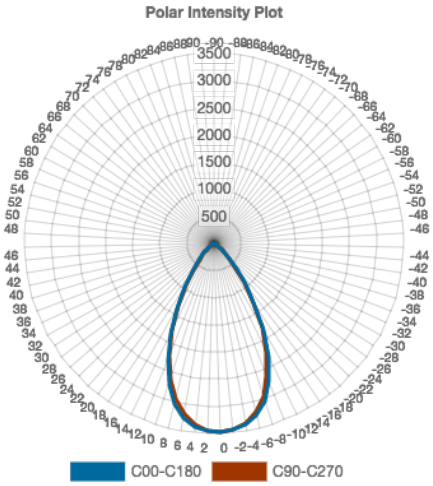

Accessories	
LLH01AAA00	LLS01M01AAA00

LDT file IES file 2D Schematics 3D Schematics

LLC01M with NICHIA NVSL219C

Beam angle @50% (Deg.) Major axis or Narrow Pos.	Beam angle @50% (Deg.) Major axis or Wide Pos.	Beam angle @10% (Deg.) Major axis or Narrow Pos.	Beam angle @10% (Deg.) Major axis or Wide Pos.	Efficacy (cd/lm) Major axis or Narrow Pos.	Efficacy (cd/lm) Minor axis or Wide Pos.
28.7		48.1		2.8	



A length	B height	C foot
	8.6(mm)	16.0(mm)

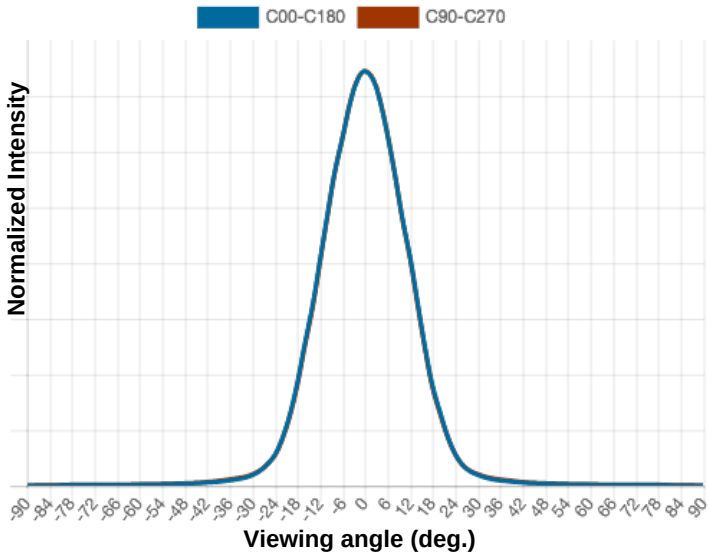

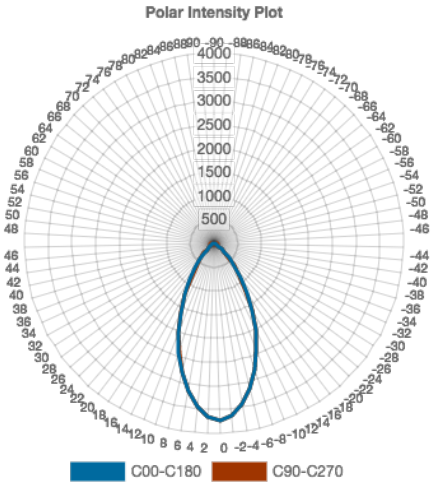

Accessories	
LLH01AAA00	LLS01M01AAA00

LDT file IES file 2D Schematics 3D Schematics

LLC01M with NICHIA NV4L144AR

Beam angle @50% (Deg.) Major axis or Narrow Pos.	Beam angle @50% (Deg.) Major axis or Wide Pos.	Beam angle @10% (Deg.) Major axis or Narrow Pos.	Beam angle @10% (Deg.) Major axis or Wide Pos.	Efficacy (cd/lm) Major axis or Narrow Pos.	Efficacy (cd/lm) Minor axis or Wide Pos.
36.5		62.5		1.8	

A length	B height	C foot
	8.6(mm)	16.0(mm)

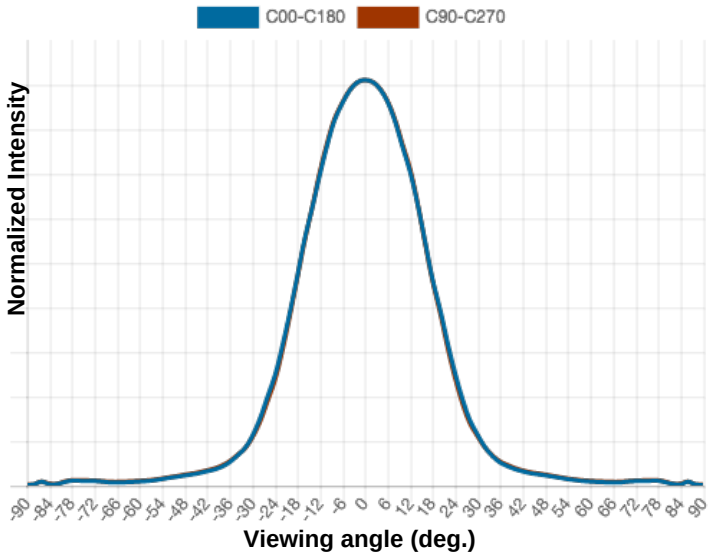

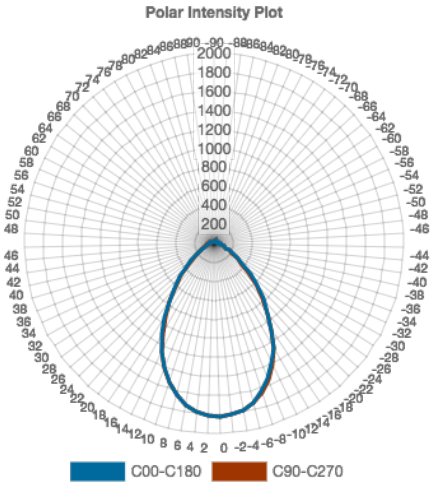

Accessories	
LLH01AAA00	LLS01M01AAA00

LDT file IES file 2D Schematics 3D Schematics

LLC01M with OSRAM OSLON COMPACT CM LUW CEUN.CE

Beam angle @50% (Deg.) Major axis or Narrow Pos.	Beam angle @50% (Deg.) Major axis or Wide Pos.	Beam angle @10% (Deg.) Major axis or Narrow Pos.	Beam angle @10% (Deg.) Major axis or Wide Pos.	Efficacy (cd/lm) Major axis or Narrow Pos.	Efficacy (cd/lm) Minor axis or Wide Pos.
14.9		30.2		7.8	

OSRAM
Opto Semiconductors



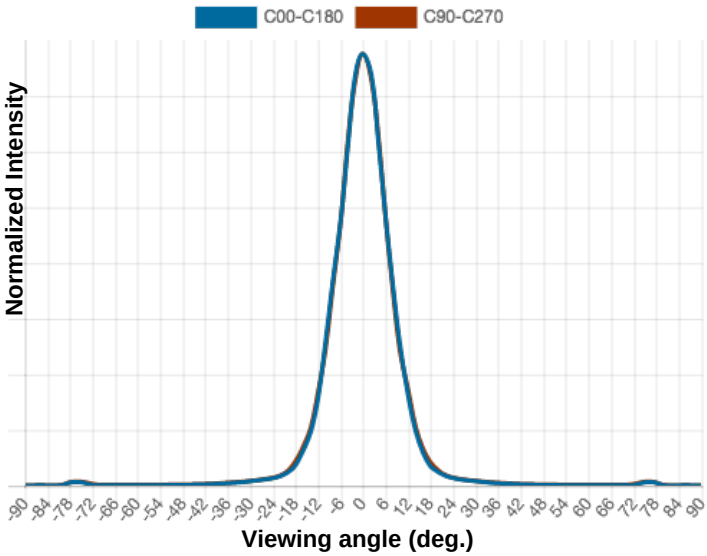

A length	B height	C foot
	8.6(mm)	16.0(mm)

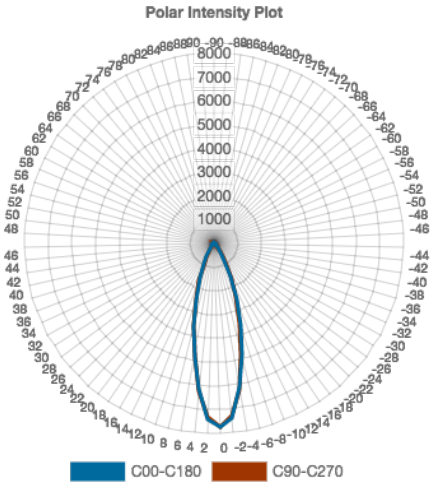

Accessories	
LLH01AAA00	LLS01M01AAA00

LDT file IES file 2D Schematics 3D Schematics

LLC01M with OSRAM OSTAR PROJECTION COMPACT KW CSLNM1.TG

Beam angle @50% (Deg.) Major axis or Narrow Pos.	Beam angle @50% (Deg.) Major axis or Wide Pos.	Beam angle @10% (Deg.) Major axis or Narrow Pos.	Beam angle @10% (Deg.) Major axis or Wide Pos.	Efficacy (cd/lm) Major axis or Narrow Pos.	Efficacy (cd/lm) Minor axis or Wide Pos.
16.7		32.4		7.1	

OSRAM
Opto Semiconductors

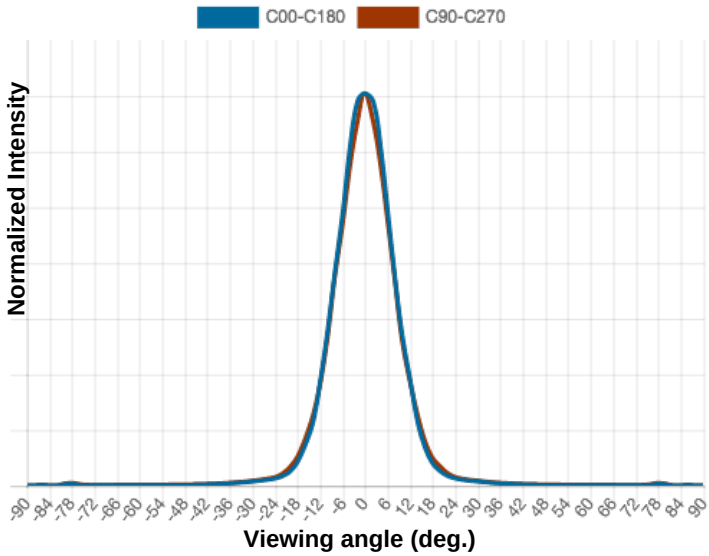

A length	B height	C foot
	8.6(mm)	16.0(mm)

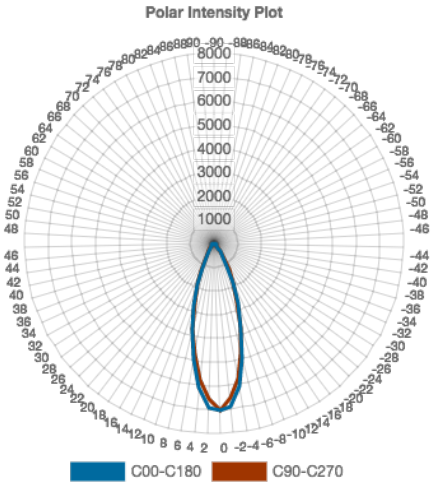

Accessories	
LLH01AAA00	LLS01M01AAA00

LDT file IES file 2D Schematics 3D Schematics

LLC01M with OSRAM OSLON COMPACT CL LUW CEUP

Beam angle @50% (Deg.) Major axis or Narrow Pos.	Beam angle @50% (Deg.) Major axis or Wide Pos.	Beam angle @10% (Deg.) Major axis or Narrow Pos.	Beam angle @10% (Deg.) Major axis or Wide Pos.	Efficacy (cd/lm) Major axis or Narrow Pos.	Efficacy (cd/lm) Minor axis or Wide Pos.
17.3		32.7		6.5	

OSRAM
Opto Semiconductors

A length	B height	C foot
	8.6(mm)	16.0(mm)

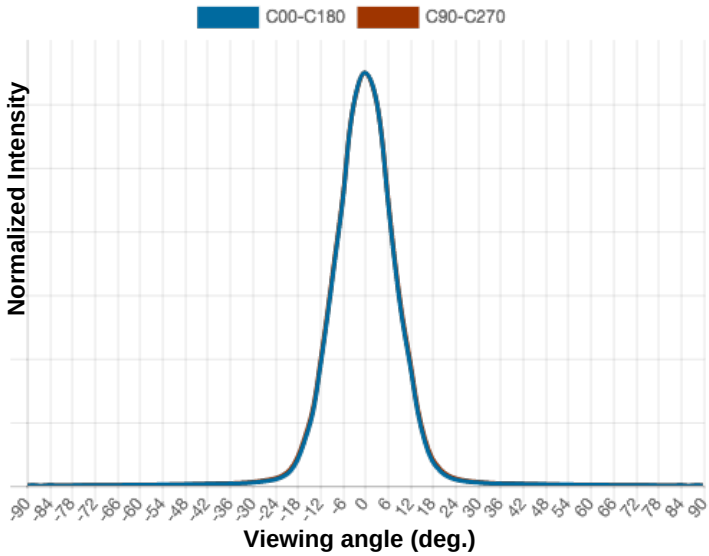

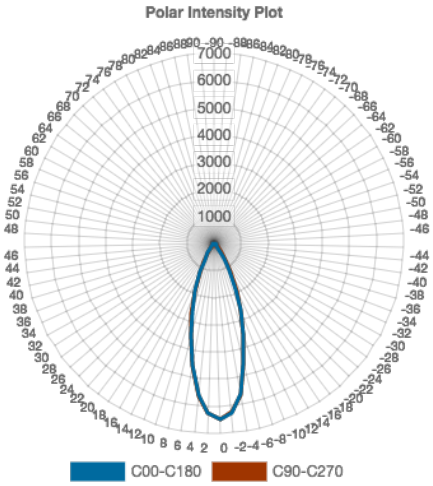

Accessories	
LLH01AAA00	LLS01M01AAA00

LDT file IES file 2D Schematics 3D Schematics

LLC01M with OSRAM OSLON SQUARE GW CSSRM1.EC

Beam angle @50% (Deg.) Major axis or Narrow Pos.	Beam angle @50% (Deg.) Major axis or Wide Pos.	Beam angle @10% (Deg.) Major axis or Narrow Pos.	Beam angle @10% (Deg.) Major axis or Wide Pos.	Efficacy (cd/lm) Major axis or Narrow Pos.	Efficacy (cd/lm) Minor axis or Wide Pos.
17.8		35.4		5.1	

OSRAM
Opto Semiconductors



A length	B height	C foot
	8.6(mm)	16.0(mm)

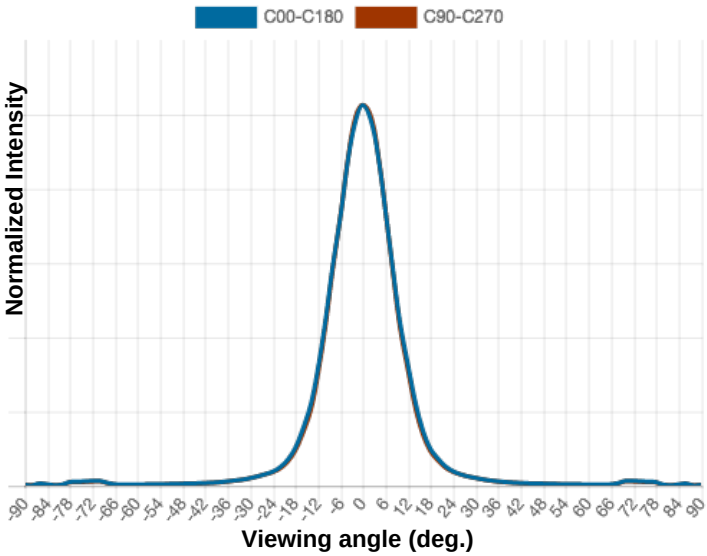

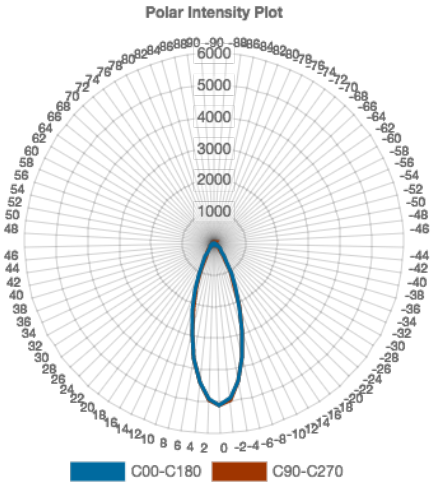

Accessories	
LLH01AAA00	LLS01M01AAA00

LDT file IES file 2D Schematics 3D Schematics

LLC01M with OSRAM DURIS S5 GW PSLM31 EM

Beam angle @50% (Deg.) Major axis or Narrow Pos.	Beam angle @50% (Deg.) Major axis or Wide Pos.	Beam angle @10% (Deg.) Major axis or Narrow Pos.	Beam angle @10% (Deg.) Major axis or Wide Pos.	Efficacy (cd/lm) Major axis or Narrow Pos.	Efficacy (cd/lm) Minor axis or Wide Pos.
18.5		36.3		5.6	

OSRAM
Opto Semiconductors

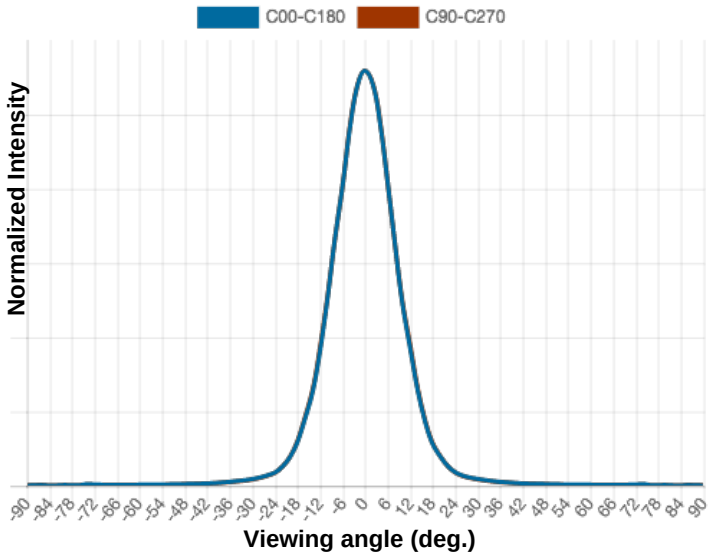

A length	B height	C foot
	8.6(mm)	16.0(mm)

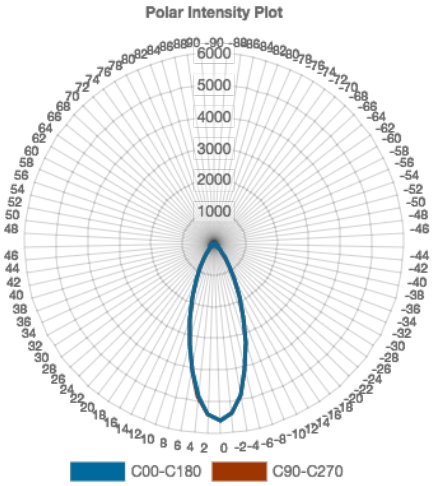

Accessories	
LLH01AAA00	LLS01M01AAA00

LDT file IES file 2D Schematics 3D Schematics

LLC01M with OSRAM OSLON SQUARE GW CSSRM3.PM

Beam angle @50% (Deg.) Major axis or Narrow Pos.	Beam angle @50% (Deg.) Major axis or Wide Pos.	Beam angle @10% (Deg.) Major axis or Narrow Pos.	Beam angle @10% (Deg.) Major axis or Wide Pos.	Efficacy (cd/lm) Major axis or Narrow Pos.	Efficacy (cd/lm) Minor axis or Wide Pos.
18.6		37.5		4.4	

OSRAM
Opto Semiconductors



A length	B height	C foot
	8.6(mm)	16.0(mm)

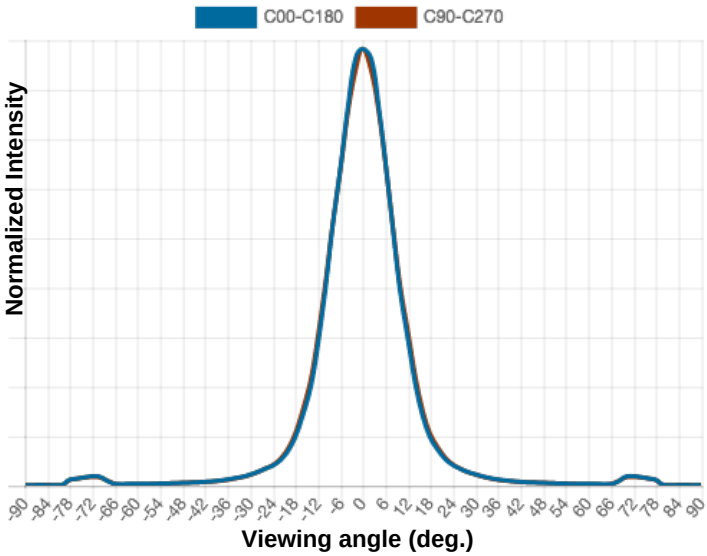

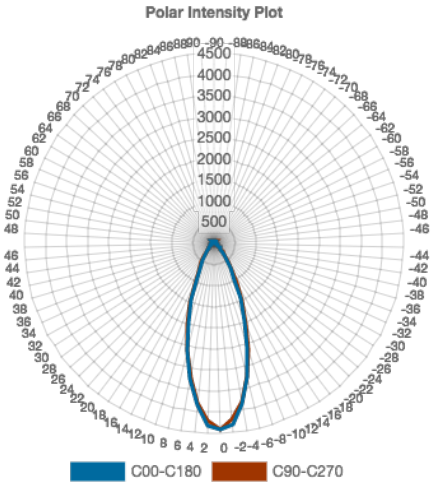

Accessories	
LLH01AAA00	LLS01M01AAA00

LDT file IES file 2D Schematics 3D Schematics

LLC01M with OSRAM OSLON SQUARE FLAT KW CSLPM2.PC

Beam angle @50% (Deg.) Major axis or Narrow Pos.	Beam angle @50% (Deg.) Major axis or Wide Pos.	Beam angle @10% (Deg.) Major axis or Narrow Pos.	Beam angle @10% (Deg.) Major axis or Wide Pos.	Efficacy (cd/lm) Major axis or Narrow Pos.	Efficacy (cd/lm) Minor axis or Wide Pos.
18.8		36.0		5.6	

OSRAM
Opto Semiconductors

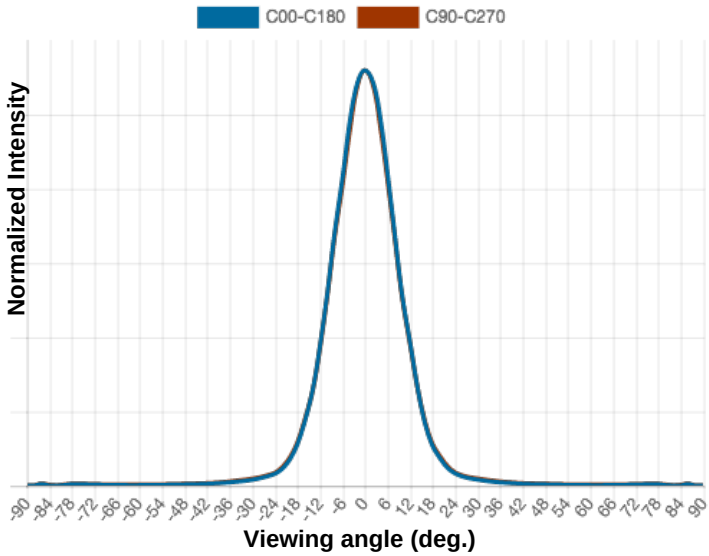

A length	B height	C foot
	8.6(mm)	16.0(mm)

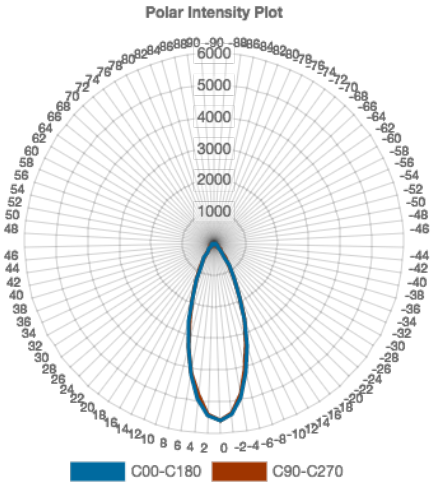

Accessories	
LLH01AAA00	LLS01M01AAA00

LDT file IES file 2D Schematics 3D Schematics

LLC01M with OSRAM GOLDEN DRAGON

Beam angle @50% (Deg.) Major axis or Narrow Pos.	Beam angle @50% (Deg.) Major axis or Wide Pos.	Beam angle @10% (Deg.) Major axis or Narrow Pos.	Beam angle @10% (Deg.) Major axis or Wide Pos.	Efficacy (cd/lm) Major axis or Narrow Pos.	Efficacy (cd/lm) Minor axis or Wide Pos.
19.3		37.3		5.9	

OSRAM
Opto Semiconductors

A length	B height	C foot
	8.6(mm)	16.0(mm)

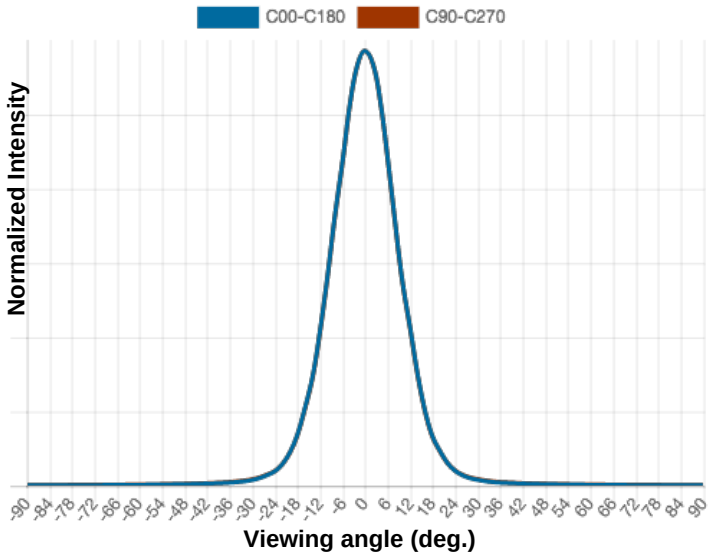

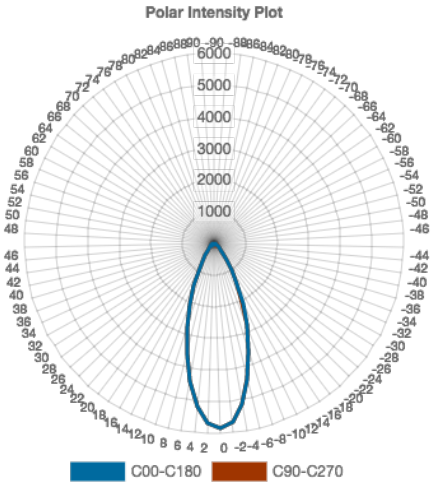

Accessories	
LLH01DRA00	LLS01M01DRA00

LDT file IES file 2D Schematics 3D Schematics

LLC01M with OSRAM OSLON SQUARE GW CSSRM2.PM

Beam angle @50% (Deg.) Major axis or Narrow Pos.	Beam angle @50% (Deg.) Major axis or Wide Pos.	Beam angle @10% (Deg.) Major axis or Narrow Pos.	Beam angle @10% (Deg.) Major axis or Wide Pos.	Efficacy (cd/lm) Major axis or Narrow Pos.	Efficacy (cd/lm) Minor axis or Wide Pos.
19.9		39.2		4.5	

OSRAM
Opto Semiconductors



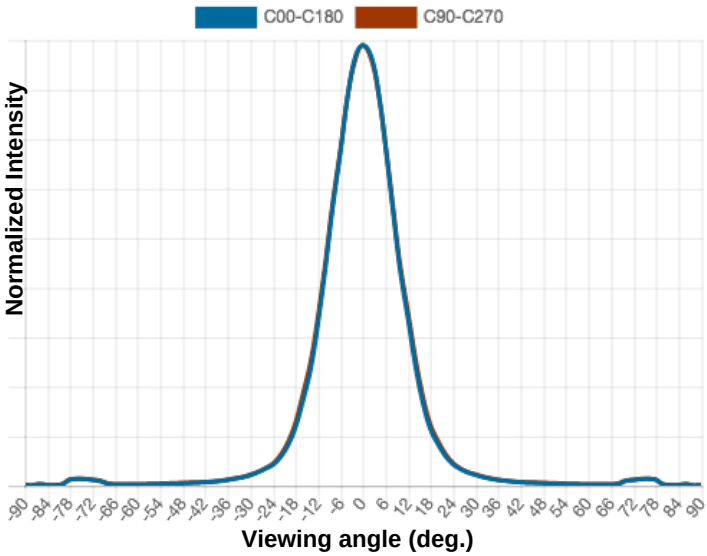

A length	B height	C foot
	8.6(mm)	16.0(mm)

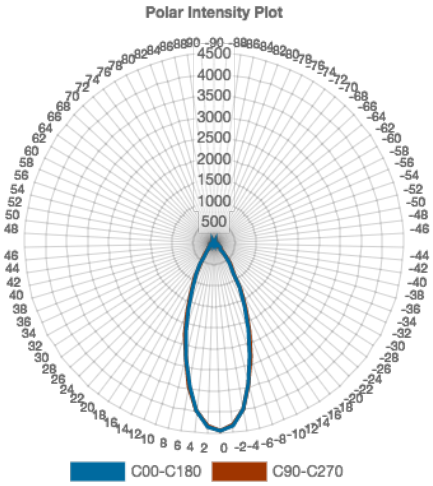

Accessories	
LLH01AAA00	LLS01M01AAA00

LDT file IES file 2D Schematics 3D Schematics

LLC01M with OSRAM OSLON SQUARE LCW CQAR

Beam angle @50% (Deg.) Major axis or Narrow Pos.	Beam angle @50% (Deg.) Major axis or Wide Pos.	Beam angle @10% (Deg.) Major axis or Narrow Pos.	Beam angle @10% (Deg.) Major axis or Wide Pos.	Efficacy (cd/lm) Major axis or Narrow Pos.	Efficacy (cd/lm) Minor axis or Wide Pos.
21.8		40.9		4.3	

OSRAM
Opto Semiconductors



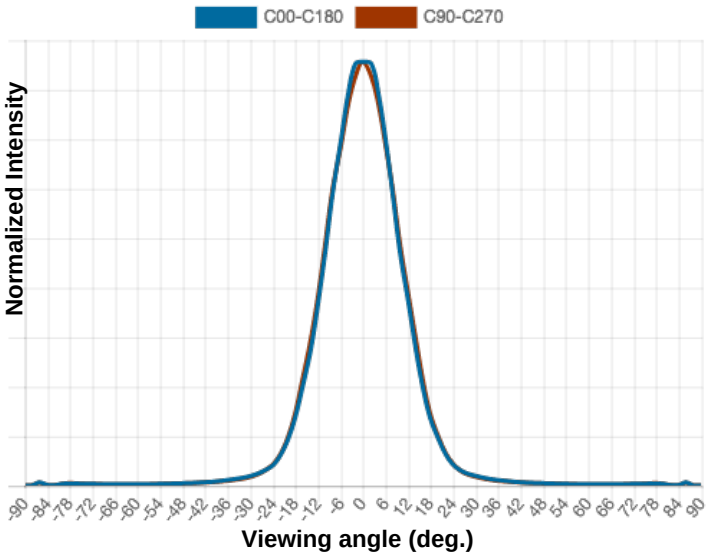

A length	B height	C foot
	8.6(mm)	16.0(mm)

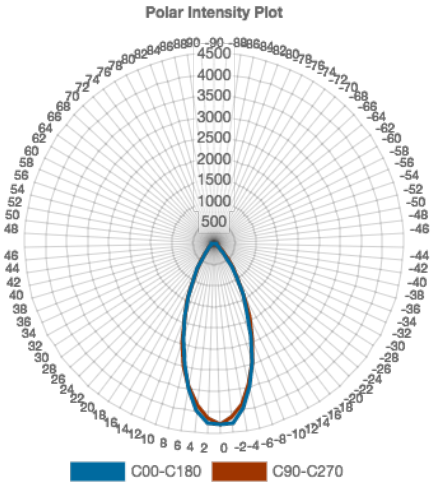

Accessories	
LLH01AAA00	LLS01M01AAA00

LDT file IES file 2D Schematics 3D Schematics

LLC01M with OSRAM OSLON SQUARE GW CSSRM1.PC

Beam angle @50% (Deg.) Major axis or Narrow Pos.	Beam angle @50% (Deg.) Major axis or Wide Pos.	Beam angle @10% (Deg.) Major axis or Narrow Pos.	Beam angle @10% (Deg.) Major axis or Wide Pos.	Efficacy (cd/lm) Major axis or Narrow Pos.	Efficacy (cd/lm) Minor axis or Wide Pos.
22.4		41.7		4.4	

OSRAM
Opto Semiconductors



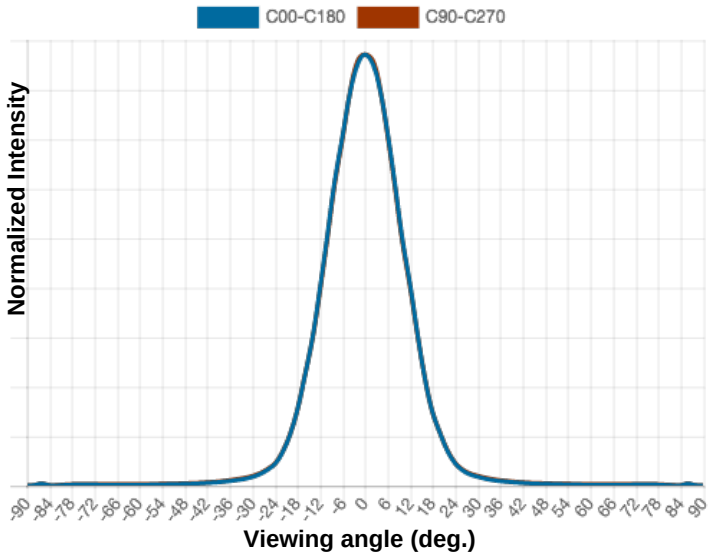

A length	B height	C foot
	8.6(mm)	16.0(mm)

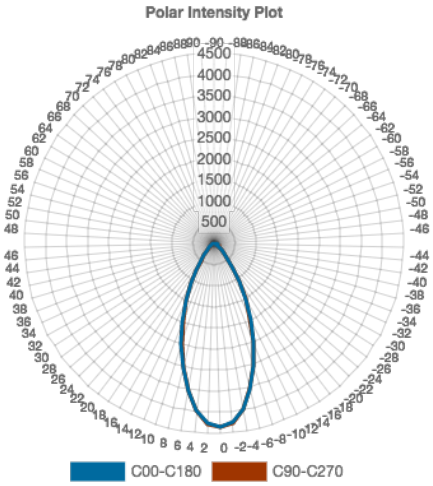

Accessories	
LLH01AAA00	LLS01M01AAA00

LDT file IES file 2D Schematics 3D Schematics

LLC01M with OSRAM OSTAR PROJECTION COMPACT LEUWQ8WP

Beam angle @50% (Deg.) Major axis or Narrow Pos.	Beam angle @50% (Deg.) Major axis or Wide Pos.	Beam angle @10% (Deg.) Major axis or Narrow Pos.	Beam angle @10% (Deg.) Major axis or Wide Pos.	Efficacy (cd/lm) Major axis or Narrow Pos.	Efficacy (cd/lm) Minor axis or Wide Pos.
25.6		43.8		3.7	

OSRAM
Opto Semiconductors



A length	B height	C foot
	8.6(mm)	16.0(mm)

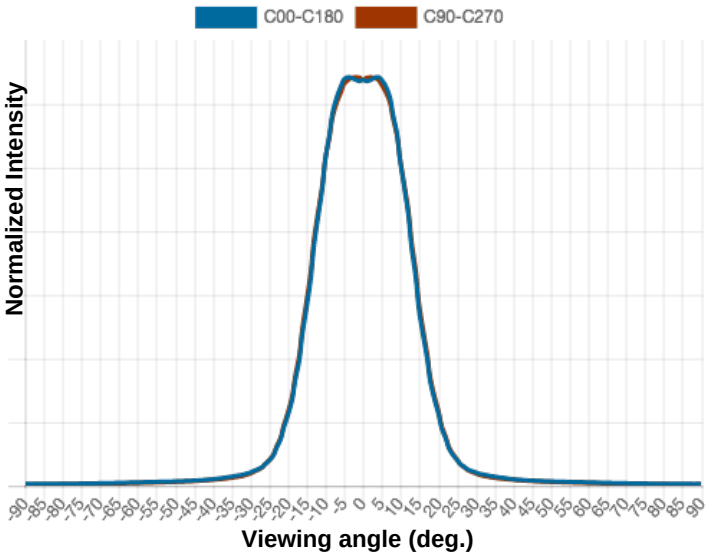

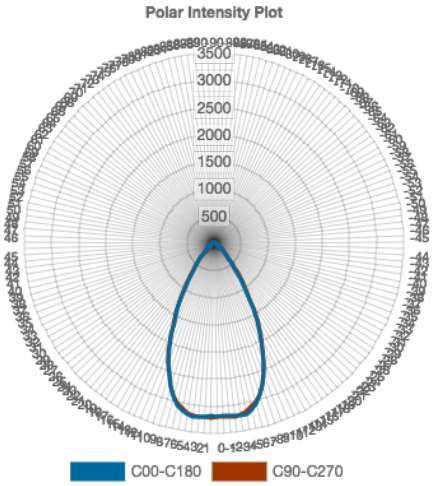

Accessories	
LLH01AAA00	LLS01M01AAA00

LDT file IES file 2D Schematics 3D Schematics

LLC01M with OSRAM OSLON PURE 1010 GW VJLPE1 EM

Beam angle @50% (Deg.) Major axis or Narrow Pos.	Beam angle @50% (Deg.) Major axis or Wide Pos.	Beam angle @10% (Deg.) Major axis or Narrow Pos.	Beam angle @10% (Deg.) Major axis or Wide Pos.	Efficacy (cd/lm) Major axis or Narrow Pos.	Efficacy (cd/lm) Minor axis or Wide Pos.
27.2		43.3		3.2	

OSRAM
Opto Semiconductors



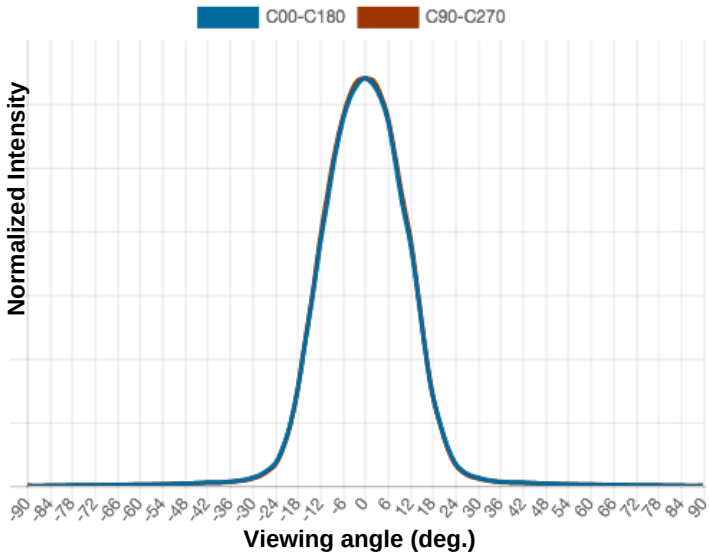

A length	B height	C foot
	8.6(mm)	16.0(mm)

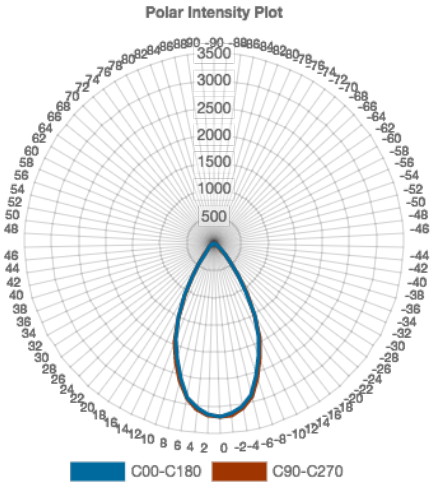

Accessories
LLH01AAD02

LDT file IES file 2D Schematics 3D Schematics

LLC01M with OSRAM DURIS S8 P9LMS1.EM

Beam angle @50% (Deg.) Major axis or Narrow Pos.	Beam angle @50% (Deg.) Major axis or Wide Pos.	Beam angle @10% (Deg.) Major axis or Narrow Pos.	Beam angle @10% (Deg.) Major axis or Wide Pos.	Efficacy (cd/lm) Major axis or Narrow Pos.	Efficacy (cd/lm) Minor axis or Wide Pos.
30.0		52.3		2.6	

OSRAM
Opto Semiconductors

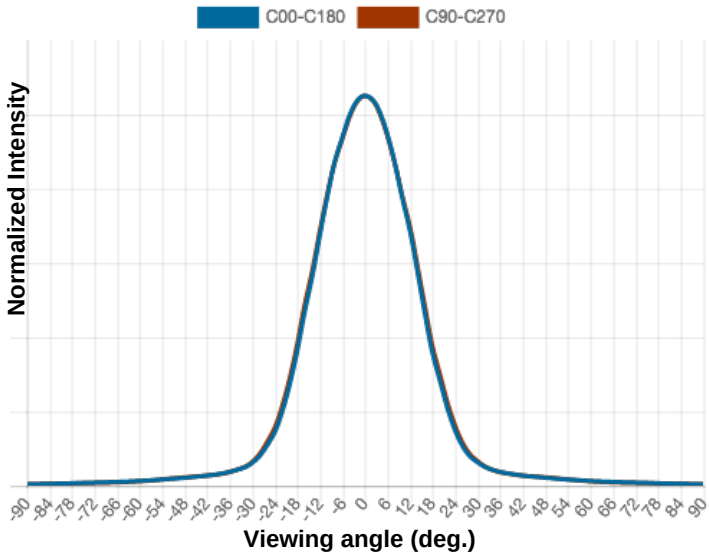

A length	B height	C foot
	8.6(mm)	16.0(mm)

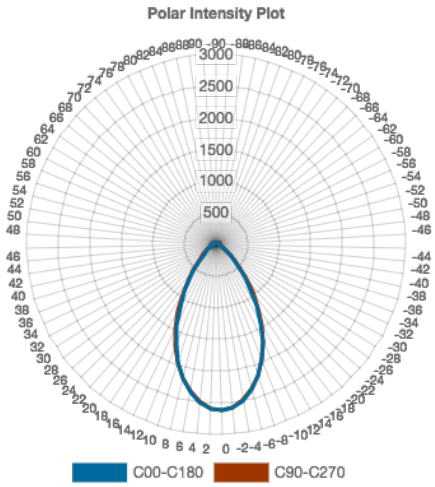

Accessories	
LLH01AAA00	LLS01M01AAA00

LDT file IES file 2D Schematics 3D Schematics

LLC01M with OSRAM OSLON BLACK FLAT LUW HWQP

Beam angle @50% (Deg.) Major axis or Narrow Pos.	Beam angle @50% (Deg.) Major axis or Wide Pos.	Beam angle @10% (Deg.) Major axis or Narrow Pos.	Beam angle @10% (Deg.) Major axis or Wide Pos.	Efficacy (cd/lm) Major axis or Narrow Pos.	Efficacy (cd/lm) Minor axis or Wide Pos.
30.8		46.2		3.0	

OSRAM
Opto Semiconductors



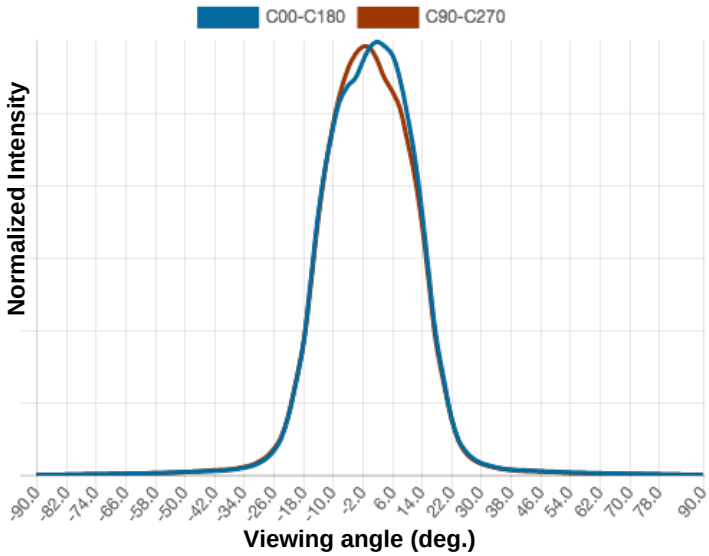

A length	B height	C foot
	8.6(mm)	16.0(mm)

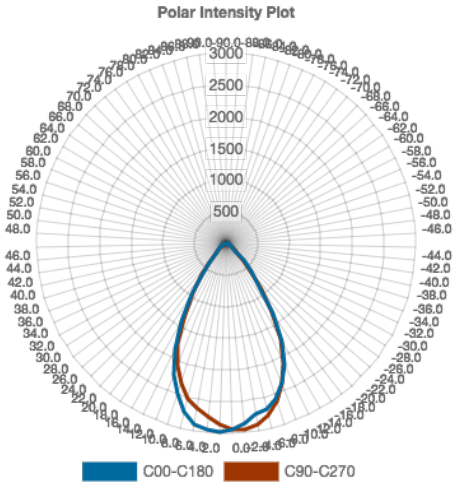

Accessories	
LLH01AAA00	LLS01M01AAA00

LDT file IES file 2D Schematics 3D Schematics

LLC01M with OSRAM OSTAR LIGHTING PLUS

Beam angle @50% (Deg.) Major axis or Narrow Pos.	Beam angle @50% (Deg.) Major axis or Wide Pos.	Beam angle @10% (Deg.) Major axis or Narrow Pos.	Beam angle @10% (Deg.) Major axis or Wide Pos.	Efficacy (cd/lm) Major axis or Narrow Pos.	Efficacy (cd/lm) Minor axis or Wide Pos.
31.8		52.9		2.5	

OSRAM
Opto Semiconductors



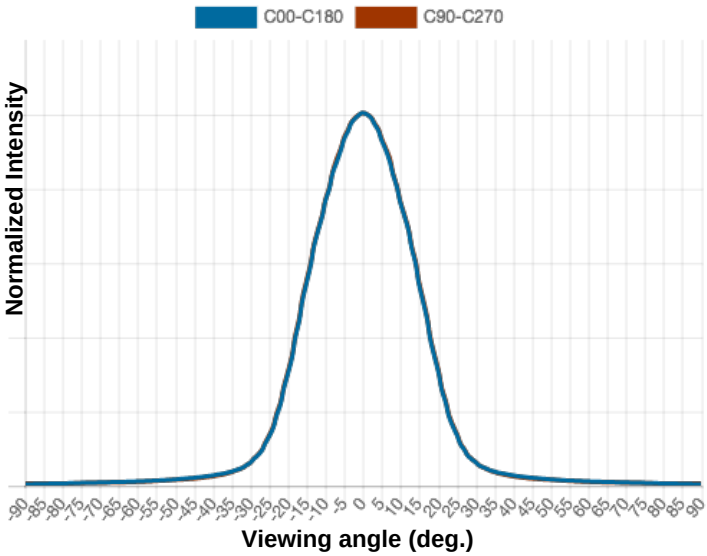

A length	B height	C foot
	8.6(mm)	16.0(mm)

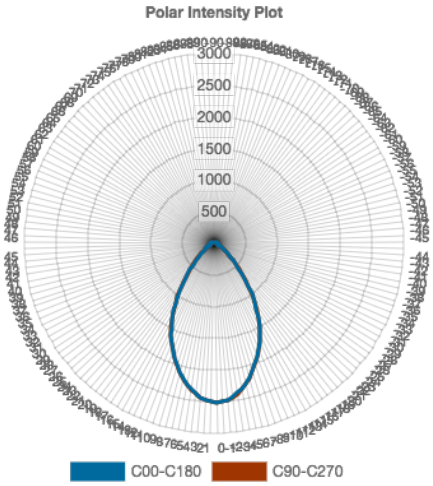

Accessories	
LLH01AAA00	LLS01M01AAA00

LDT file IES file 2D Schematics 3D Schematics

LLC01M with OSRAM DURIS S8 P9LRS1.EM

Beam angle @50% (Deg.) Major axis or Narrow Pos.	Beam angle @50% (Deg.) Major axis or Wide Pos.	Beam angle @10% (Deg.) Major axis or Narrow Pos.	Beam angle @10% (Deg.) Major axis or Wide Pos.	Efficacy (cd/lm) Major axis or Narrow Pos.	Efficacy (cd/lm) Minor axis or Wide Pos.
32.6		55.2		2.2	

OSRAM
Opto Semiconductors

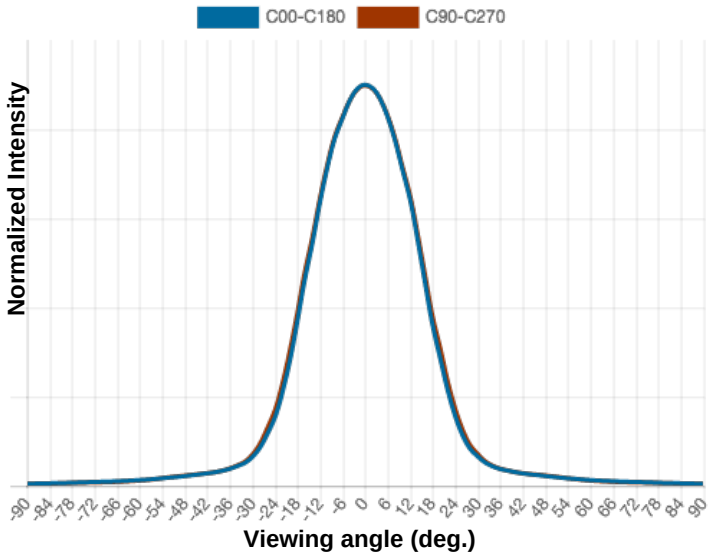

A length	B height	C foot
	8.6(mm)	16.0(mm)

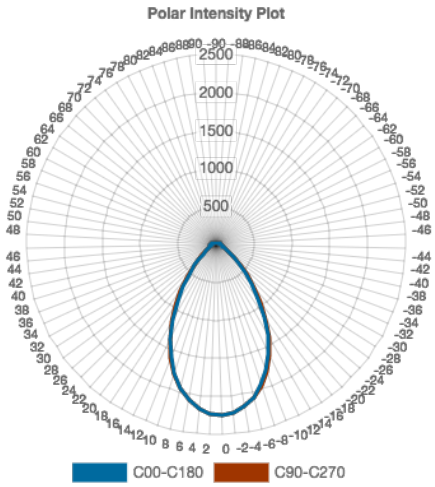

Accessories	
LLH01AAA00	LLS01M01AAA00

LDT file IES file 2D Schematics 3D Schematics

LLC01M with SEOUL ZP4 [#7 version]

Beam angle @50% (Deg.) Major axis or Narrow Pos.	Beam angle @50% (Deg.) Major axis or Wide Pos.	Beam angle @10% (Deg.) Major axis or Narrow Pos.	Beam angle @10% (Deg.) Major axis or Wide Pos.	Efficacy (cd/lm) Major axis or Narrow Pos.	Efficacy (cd/lm) Minor axis or Wide Pos.
25.1		45.9		3.7	



A length	B height	C foot
	8.6(mm)	16.0(mm)

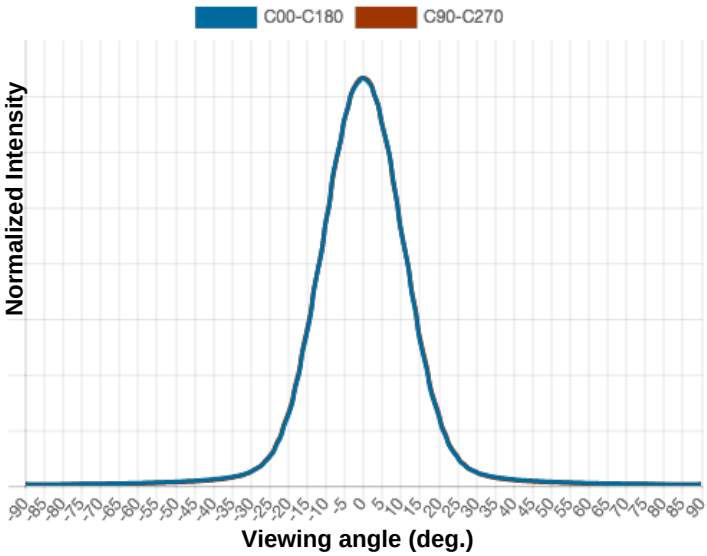

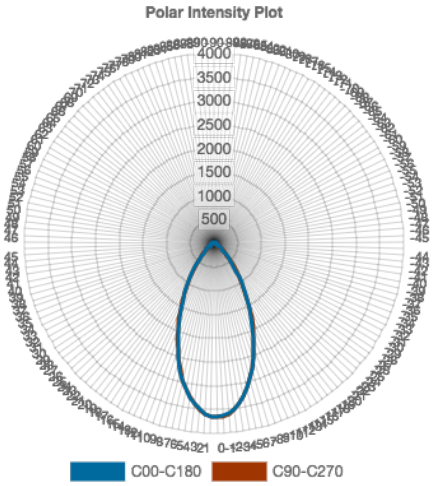

Accessories	
LLH01AAA00	LLS01M01AAA00

LDT file IES file 2D Schematics 3D Schematics

LLC01M with SEOUL ZP4 [#6 version]

Beam angle @50% (Deg.) Major axis or Narrow Pos.	Beam angle @50% (Deg.) Major axis or Wide Pos.	Beam angle @10% (Deg.) Major axis or Narrow Pos.	Beam angle @10% (Deg.) Major axis or Wide Pos.	Efficacy (cd/lm) Major axis or Narrow Pos.	Efficacy (cd/lm) Minor axis or Wide Pos.
29.5		48.7		3.1	



A length	B height	C foot
	8.6(mm)	16.0(mm)

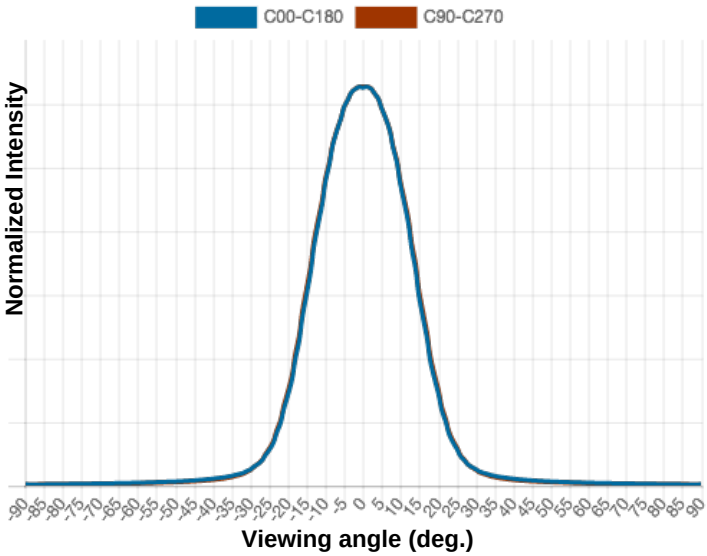

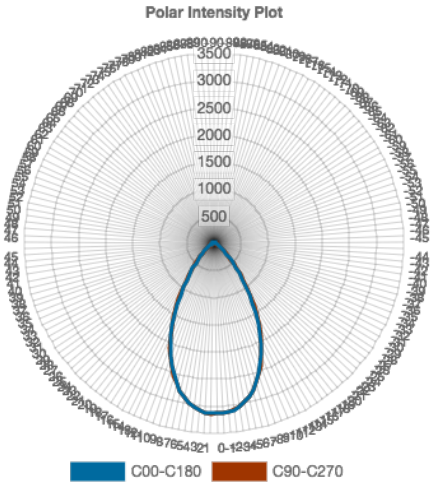

Accessories	
LLH01AAA00	LLS01M01AAA00

LDT file IES file 2D Schematics 3D Schematics

LLC01M with SEOUL SAWS0661A

Beam angle @50% (Deg.) Major axis or Narrow Pos.	Beam angle @50% (Deg.) Major axis or Wide Pos.	Beam angle @10% (Deg.) Major axis or Narrow Pos.	Beam angle @10% (Deg.) Major axis or Wide Pos.	Efficacy (cd/lm) Major axis or Narrow Pos.	Efficacy (cd/lm) Minor axis or Wide Pos.
37.0		67.8		1.5	



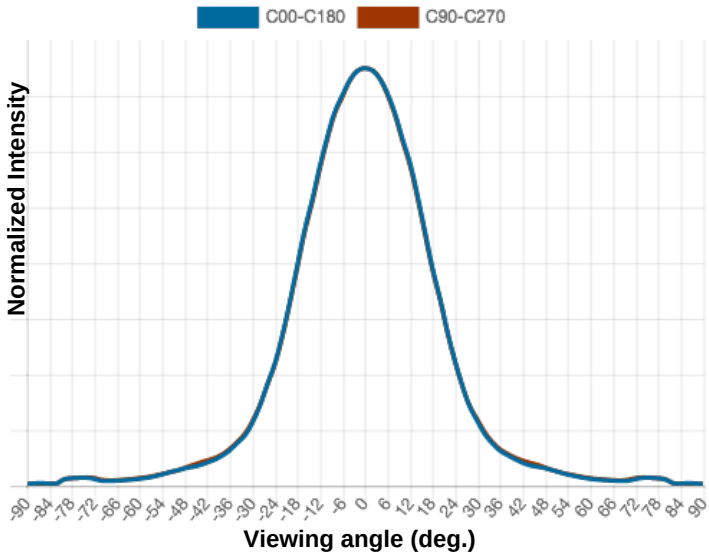

A length	B height	C foot
	8.6(mm)	16.0(mm)

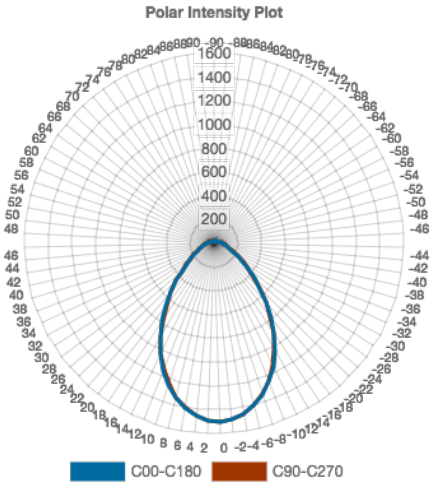

LDT file IES file 2D Schematics 3D Schematics

LLC01M with STANLEY SCW16X3X

Beam angle @50% (Deg.) Major axis or Narrow Pos.	Beam angle @50% (Deg.) Major axis or Wide Pos.	Beam angle @10% (Deg.) Major axis or Narrow Pos.	Beam angle @10% (Deg.) Major axis or Wide Pos.	Efficacy (cd/lm) Major axis or Narrow Pos.	Efficacy (cd/lm) Minor axis or Wide Pos.
29.7		52.9		2.5	

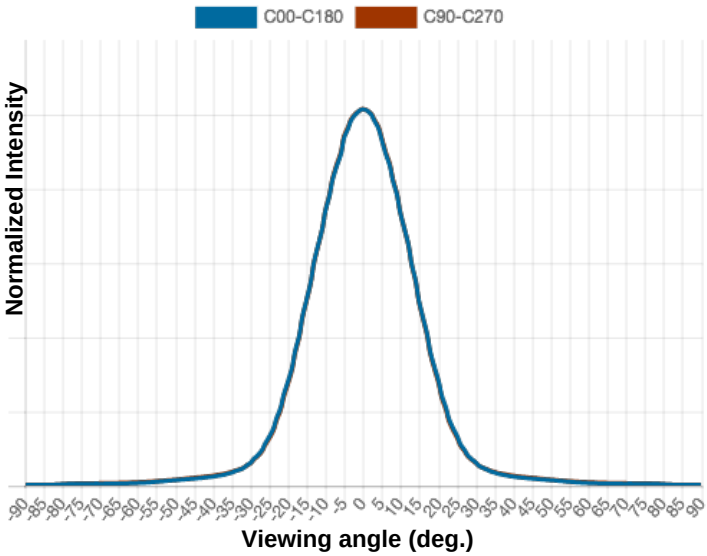

A length	B height	C foot
	8.6(mm)	16.0(mm)

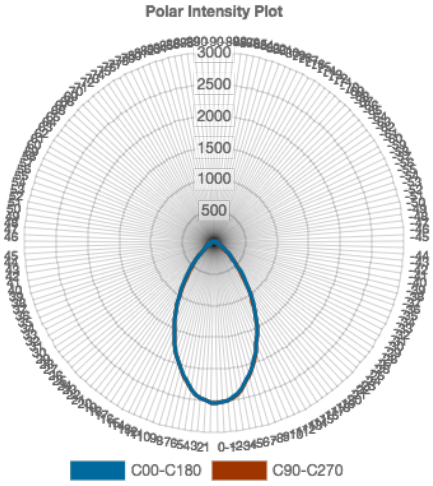

Accessories	
LLH01AAA00	LLS01M01AAA00

LDT file IES file 2D Schematics 3D Schematics

Image not found or type unknown

GAGGIONE S.A.S DOCUMENTS AND DATA All data provided in our datasheets, mechanical drawing and all other downloadable documents on our website www.optic-gaggione.com are subject to change at any time without prior notice. GAGGIONE S.A.S. do not guarantee any of its own document nowhere else than on its own websites. As a consequence, all GAGGIONE S.A.S. documents that are downloadable on distributors, partners or other third-party websites or mobile applications are NOT guaranteed by GAGGIONE S.A.S. All data provided in our documents are based on our own measurements and evaluation and performed in-house in our optical laboratory, or in a certified third-party laboratory. Also, all data, even simulated data, are provided for reference and design purpose only. All data may change at any time if GAGGIONE S.A.S. improves its products/services or improves its own laboratory equipment. GAGGIONE S.A.S. is not responsible for the final use conditions and takes no responsibility under certain use conditions, out of the material specification (PMMA, PC, Silicone, any other material used in our products). USE OF CHEMICAL AGENTS FOR CLEANING OR ANY OTHER PURPOSES GAGGIONE S.A.S. recommends only the use of an optical duster along with purified water. Any other product containing chemical agents, especially alcohol or glue, may damage the mechanical or photometrical properties of the product. This applies for direct contact with the product or nearby chemical agents vapors or drops. Always wear clean gloves not to alter the productâ€™s optical performances. GAGGIONE S.A.S. recommends the user to test its products in both prototypes and series assembly conditions in the end-fixture.