



adept electronic

**adept
electronic solutions**

**The Machine Vision and
Imaging Specialists**

Perth: +61 (08) 9242 5411
Sydney: +61 (02) 9979 2599
Melbourne: +61 (03) 9555 5621
Email: adept@adept.net.au
Web: <http://www.adept.net.au>

C4[®] -2350-GigE

Intelligent

High Speed 3D Measurement

- Smart High Resolution and High Speed CMOS Camera
- Integrated 3D-Profile High Precision Algorithms up to 23.500 Profiles/s
- GigE Vision Interface, GenICam Compliant
- Flexible Trigger Interfaces
- Integrated Illumination Control
- Multiple Sensor AOIs



Automation Technology
Vision Systems for Automation

www.adept.net.au

C4[®]-2350-GigE unmatched performance and flexibility for 3D imaging

The C4[®]-3250-GigE is a revolution for three dimensional shape measurement. It offers unique key benefits for OEMs and Vision Integrators while making 3D imaging as easy as 2D vision.

Measurement Principle

The C4[®] sensor acquires height profiles and height images by means of laser sheet-of-light (triangulation) technique: a laser line is projected on the object, the resulting sensor image is evaluated by the C4[®] camera core and converted into a single height profile. By scanning the laser line over the object a complete height image of the object can be acquired.

Fastest 3D-Sensor on market

By using the C4[®]-Technology of high speed parallel hardware processors the complete 3D data calculation is done inside the camera. This enables the C4[®]-2350-GigE to acquire up to 23.500 profiles per second. For a maximum of flexibility, three profile algorithms are included in the C4[®]-core: TRSH, MAX and COG. Furthermore, the choice of the profile algorithm does not influence the profile speed. This means that the profile data are always output at the same maximum speed.

Multiple Sensor-AOIs and Multiple-Featureoutput

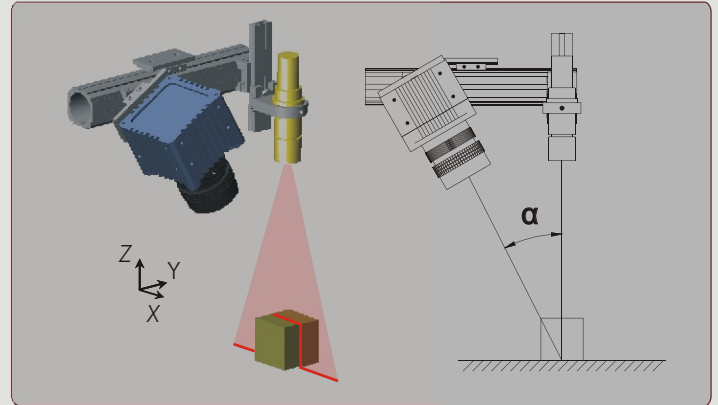
The C4[®] sensor is capable of delivering position data as well as additional features (e.g. intensity, line width) without sacrificing profile speed. Furthermore up to four sensor AOIs can be defined for dividing the sensor in separate subwindows.

High quality profile data

All C4[®]-2350 sensors are equipped with a global snapshot shutter for capturing sharp, undistorted images and profile data even for fast moving objects.

Flexible Trigger Interface

The C4[®] camera contains a configurable trigger interface based on opto-coupled I/O lines and a Rs422 shaft encoder with tick counter and direction evaluation. Using this advanced trigger options assures precise profile triggering even at changes of movement velocity.



Easy Integration in Machine Vision Systems

The C4[®] concept is based on Gigabit-Ethernet interface and complies to GigE standard. Through the GenICam protocol the integration effort is minimised. We support our customer with an API and a standalone tool for configuring the camera. Once the camera is configured it boots up using the predefined configuration without any camera specific programming. Furthermore, the camera FPGA allows the storage of up to 4 different firmware versions, which can be field updated at any time.


Available Options



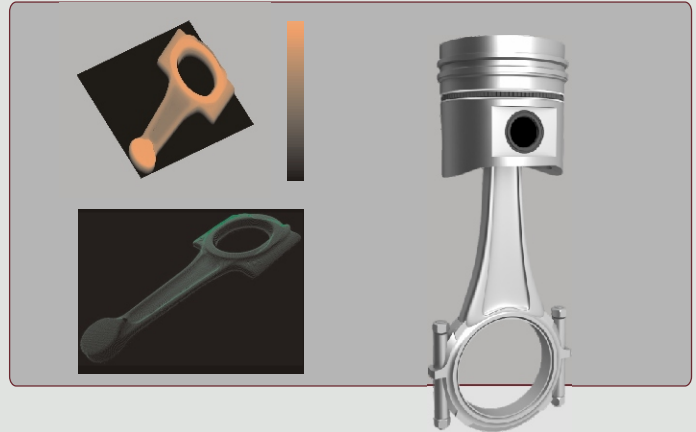
3D - Imaging solution for numerous applications

The C4[®]-2350-GigE provides a powerful solution to a broad field of industrial 3D- applications


Inspection of tyres and rubber gaskets




Inspection of connection rods



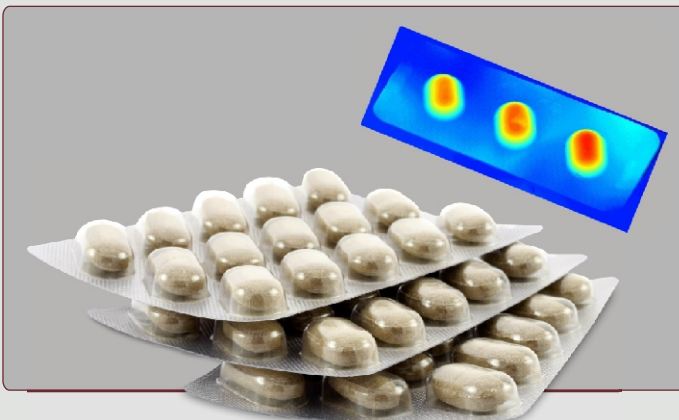
Inspection of Printed Circuit Boards (PCB)



Inspection of glue beads



3D Inspection of Packaging




Inspection of Sintered Components



C4[®] -2350-GigE

Sensor Specifications			
Pixels	2350 (H) x 1728 (V)		
Pixel size	7µm x 7µm		
Digitization	10Bit		
Shutter	Rolling Shutter		
Sensitivity	17000 LSB/(µJ cm ²) @ 610nm		
Sensor algorithm	Image, Profile-MAX, Profile-TRSH, Profile-COG, User specific (Peak)		
Length of profile in 3D-mode	2352 pixels		
Typical profile speed depending on number of sensor rows Height resolution can be increased by using Profile-TRSH (1/2 pixel) or Profile-COG (1/64 pixel) without loss of speed	Sensor rows	Profile speed (Hz) with 1280 pixels	
	1728	190	
	864	380	
	108	3050	
	27	12200	
14	23500		
Max. frame rate for image mode (full frame)	190 fps (internal memory)		
Smart camera features	Dedicated CPU for custom image processing 1 Gb Image Memory, 256 Mb Processor Instruction & Data Memory		
Max. numbers of sensor AOIs	4 or 8 (depending on Firmware Revision)		
Interface Specifications			
Digital I/O's and external synchronisation signals (MDR20 connector)	2 opto-coupled inputs, 2 opto-coupled outputs, Laser control interface Inputs can be configured as image and profile trigger, RS422 Resolver interface with signals A,/A,B,/B, tick divider and direction evaluation		
Illumination interface (5-pin M9 connector)	To control line laser projectors		
Video output	GigE Vision with GenICam protocol		
Power Requirements			
Power supply	10 - 24V		
Power consumption	< 10W		
Mechanical Specifications			
Lens mount	M42 x 1 (requires adapter for C-/F-Mount lens)		
Size	68mm x 68mm x 64,20mm (C-Mount) / 93,20mm (F-Mount)		
Mass (without optics)	350g (C-Mount) / 420g (F-Mount)		
Housing mount	4 x M3 on each side		
Environmental Specifications			
Operating temperature	0°C to +50°C (non condensing)		
Storage temperature	-30°C to +70°C (non condensing)		
General			
PC requirements	Gigabit Ethernet		
Operating systems	Windows 7, Vista, XP, WIN NT, 2000, Linux (on request)		
Software environment	Configuration tool CX-Explorer, GenICam API, Compatible with any GigE vision compliant image processing library, e.g. CVB, NI-IMAQ, HALCON, MIL		



Automation Technology GmbH
Hermann-Bössow-Straße 6-8
D-23843 Bad Oldesloe

Telefon: +49-(0) 45 31 / 88011-0
Telefax: +49-(0) 45 31 / 88011-20
E-Mail: info@automationtechnology.de
Internet: www.automationtechnology.de

Sales contact: