


BWD LED Tri-proof Light (130lm/W)



Features:

- Integrated PC diffuser and PC housing to guarantee strong quality and excellent IP rating.
- Isolated strong PC body, completely comply with electricity safety.
- Aluminum heat radiator inside the integrated body to make sure excellent heat dissipation.
- Ceiling mounted and suspended, operation temp. -20°C~+45°C.
- Flicker free, uniform light spots. IP65, IK10.



Application

Factory, workshop, food processing, clod storage, clean room, underground, car wash etc.

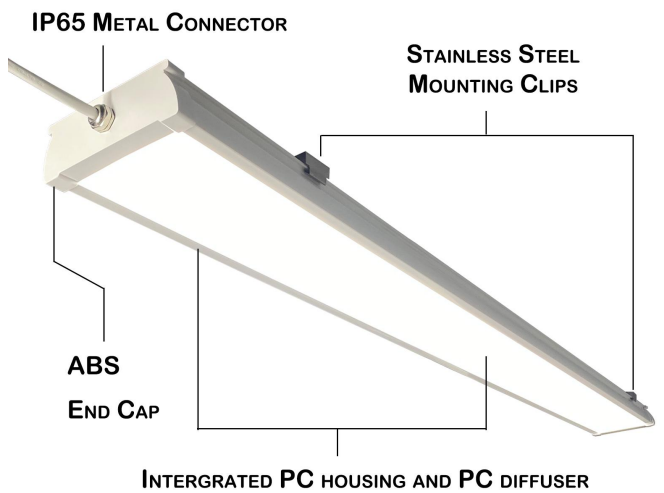


Photos




IP65 IK10

**NON FLICKER
FLICKER FREE**



Parameters


| | | | | | |
|--------------------------|---|--------------|--------------------------------------|--------------|--------------|
| Product Name | LED Tri-proof Light | | | | |
| Model No. | BWD-TL20 | BWD-TL30 | BWD-TL40 | BWD-TL50 | BWD-TL60 |
| Watt | 20W | 30W | 40W | 50W | 60W |
| Dimensions(mm) | 600x124x43 | 1200x124x43 | 1200x124x43 | 1500x124x43 | 1500x124x43 |
| Material | Integrated PC housing, Aluminum heat radiator | | | | |
| Input Voltage | AC85~265V | | | | |
| Power Frequency | 50~60Hz | | | | |
| LED Type, Brand | SMD2835, Phillips, Smalite | | | | |
| Driver Brand | GreenSo | | | | |
| Power Factor | >0.9 | | | | |
| CRI | Ra>80 | | | | |
| Luminous Efficacy | 130LM/W | | | | |
| Luminous Flux | WW 2400LM | WW 3700LM | WW 5000LM | WW 6300LM | WW 7600LM |
| | NW 2550LM | NW 3850LM | NW 5150LM | NW 6450LM | NW 7750LM |
| | DL 2600LM | DL 3900LM | DL 5200LM | DL 6500LM | DL 7800LM |
| Color Temp. | (WW) Warm White | | 3000K(3000-3200K) | | |
| | (NW) Natural White | | 4000K(4000-4200K) | | |
| | (DL) Daylight | | 5000K(5000-5200K), 6000K(6000-6200K) | | |
| Beam Angle | 120 degree | | | | |
| IP Grade | IP65 | | | | |
| Body Color: | White | | | | |
| Power Cable | N (Blue), L (Brown) | | | | |
| Cable Feed | Side AC entry, top AC entry | | | | |
| LED Node Temp. | ≤55℃ | | | | |
| Housing Temp. | ≤45℃ | | | | |
| Working Temp. | -20℃~+45℃ | | | | |
| Storage Temp. | -25℃~+50℃ | | | | |
| Lifespan | 50,000 hours | | | | |
| Installation | Ceiling mounted and suspended | | | | |
| Flicker Free | YES | | | | |
| Certificates | CE, RoHS, SAA, PSE, IP65, IK10 | | | | |
| Warranty | 5 years | | | | |
| QTY/Box | 1pc/Box | | | | |
| QTY/Carton | 8pcs/Carton | | | | |
| Box Size(mm) | 630x130x55 | 1230x130x55 | 1230x130x55 | 1530x130x55 | 1530x130x55 |
| Carton Size(mm) | 645x275x235 | 1245x275x235 | 1245x275x235 | 1545x275x235 | 1545x275x235 |
| Carton G.W. | 8.70 Kg | 15.60 Kg | 15.60 Kg | 19.50 Kg | 19.50 Kg |




Installation Manual

Ceiling mounted

1. Drill 8mm cutting holes, put plastic plug and lock the clips on the ceiling with self-taping screws.



2. Put the lamp into the clips properly.

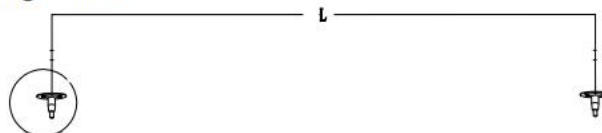


3. Connect to the power with AC85-265V.



Suspended

1. Drill 8mm cutting holes, put plastic plug and lock the clips on the ceiling with self-taping screws.



2. Hang the lamp with lifting role and clip and then connect to the power with AC 85-265V.

