



GIG VISION **GEN<i>i</i>CAM**



sensor information

sensor	Sony IMX264
resolution	2448 × 2048 px
exposure time	0,001 ... 60000 ms
pixel size	3.45 × 3.45 μm
shutter type	Global shutter
sensor type	2/3" CMOS

acquisition formats

image formats, interface	Full Frame, 2448 × 2048 px, max. 23 fps
frame rate max.	Binning 2×2, 1224 × 1024 px, max. 35 fps Binning 2×1, 1224 × 2048 px, max. 35 fps Binning 1×2, 2448 × 1024 px, max. 35 fps

image formats, acquisition frame rate max. (Burst Mode)	Full Frame, 2448 × 2048 px, max. 35 fps
---	---

pixel formats	BayerRG8 BayerRG10 BayerRG12 BayerRG12 Packed Mono8 Mono10 Mono12 Mono12 Packed RGB8 BGR8
---------------	--

image preprocessing

analog controls	Gain (0 ... 48 dB) Offset (0 ... 255 LSB 12 Bit)
color models	Mono RGB BGR

interfaces and connectors

data interface	Gigabit Ethernet, Transfer rate 1000 Mb/s/sec, Fast Ethernet, Transfer rate 100 Mb/s/sec, Connector: M12 / 8 pol x-coded, screwable type
----------------	--

interfaces and connectors

process interface	M12 / 12 pins a-coded (SACC-CI-M12MS-12CON-L180)
power supply	via M12/12 pins a-coded or PoE

mechanical data

lens mount	C-mount
width	40 mm
height	40 mm
depth	51 mm
weight	≤ 137 g
material	aluminum, hard-anodized

electrical data

voltage supply	12 ... 24 V DC (external power supply)
range +Vs	36 ... 57 V DC (Power over Ethernet)
power consumption	approx. 2,5 W @ 12 VDC and 24 fps approx. 3,0 W @ 48 VDC (PoE) and 24 fps

non-volatile memory

flash memory size	128 kB
-------------------	--------

environmental conditions

operating temperature	-40 ... +70 °C @ T = measurement point
humidity	10 ... 90 % (non-condensing)
protection class	IP 40 IP 65/67 (with mounted tube and cable) IP 69K (with stainless steel housing accessory)

digital I/Os

lines	4 input lines 4 output lines with pulse width modulation (PWM) (max. 48 V / max. 2,5 A)
-------	--

conformity

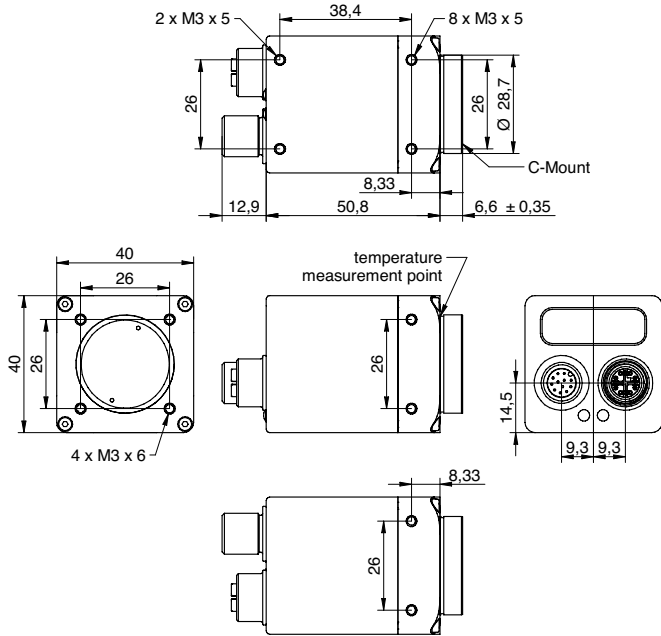
conformity	CE RoHS
------------	------------

VCXG-51C.I.XT

Gigabit Ethernet, 5,0 Megapixel, Color

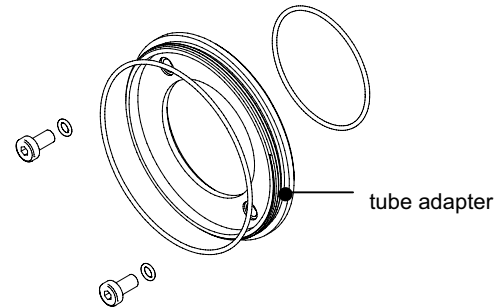
Article number: 11188952

dimension drawing



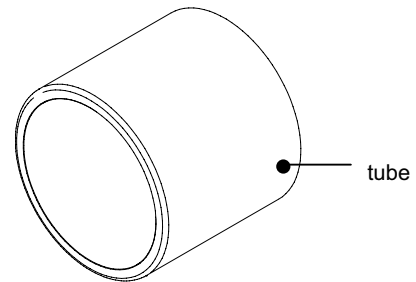
schematic diagram

Optional accessories for protection class IP65/67:



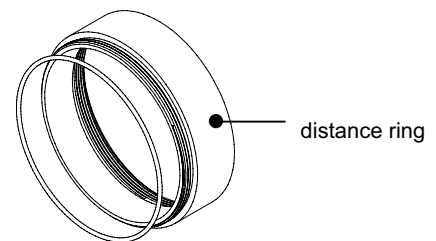
tube adapter

- Ø 49,5 mm, hard-anodized, incl. sealing and screws (VCXG.I 11185373)
- Ø 65 mm, hard-anodized, incl. sealing and screws (VCXG.I 11185377; VLXT 11193125)



tube

- Ø 49,5 mm, length 44 mm, hard-anodized, cover glass PMMA (11185370)
- Ø 65 mm, length 58 mm, hard-anodized, cover glass PMMA (11185374)
- Ø 49,5 mm, length 44 mm, hard-anodized, tempered laminated safety glass (11195425)
- Ø 65 mm, length 58 mm, hard-anodized, tempered laminated safety glass (11195426)



distance ring

- Ø 49,5 mm, length 12 mm, hard-anodized, incl. sealing (11185371)
- Ø 49,5 mm, length 6 mm, hard-anodized, incl. sealing (11185372)
- Ø 65 mm, length 12 mm, hard-anodized, incl. sealing (11185375)
- Ø 65 mm, length 6 mm, hard-anodized, incl. sealing (11185376)
- Ø 65 mm, length 36 mm, hard-anodized, incl. sealing (111988906)