

# 500 DPSS Laser System

## Features


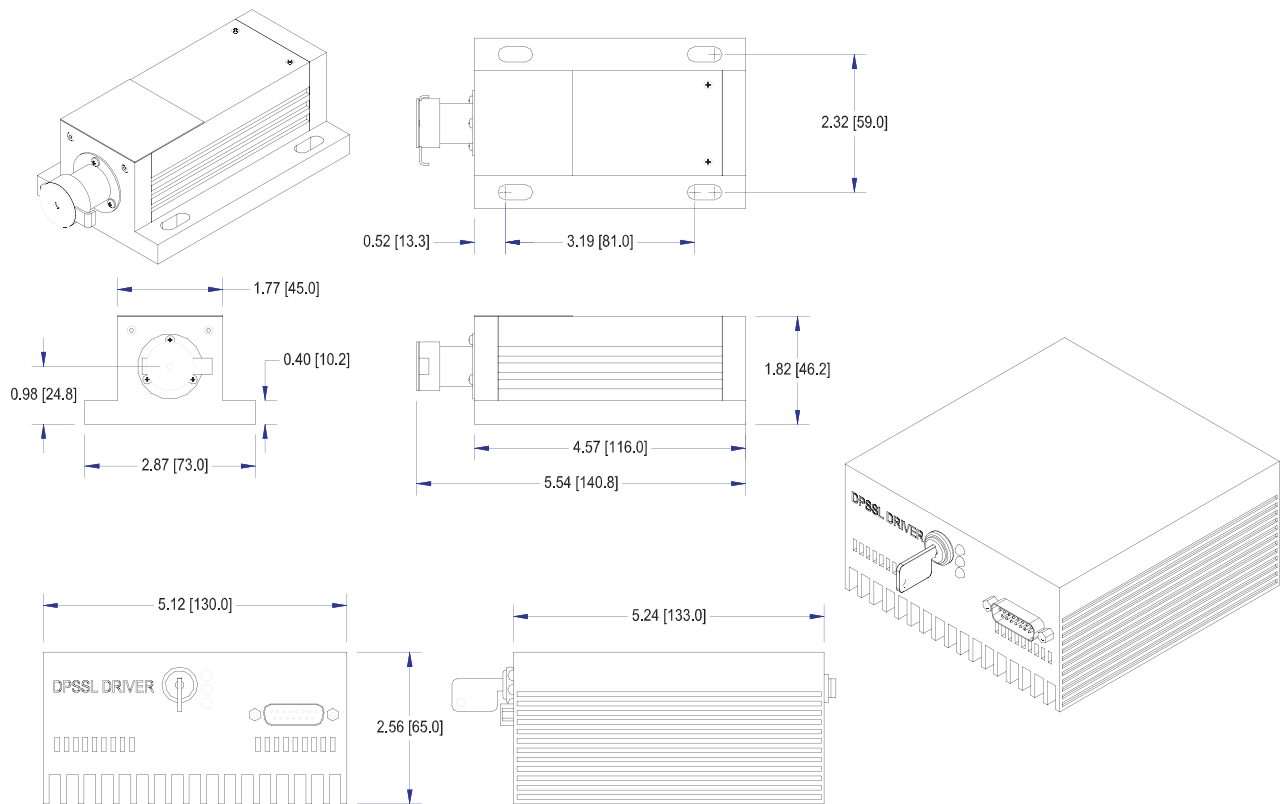
- Exceptional Beam Quality and Stability
- Custom Packaging & Beam Characteristics Available
- No Additional Heatsinking Required
- Fast Warm-up
- Exceptional Warranty

## Solid State Design

The 500 is a continuous wave, diode-pumped solid state laser that is offered at 457, 473 and 532nm with output power from 5 to 100mW. The laser has been designed to allow for various packaging and beam configurations to meet a range of OEM demands. The laser requires no additional heatsinking permitting smaller space requirements and easier integration into OEM equipment.

## Enduring Beam Quality

The 500 laser delivers low noise and exceptional beam quality, critical for today's high resolution applications. Extremely fast power and pointing stability warm-up allow for quick results from your instrumentation.



# 500 DPSS Specifications

## Applications

- Flow Cytometry
- DNA Sequencing
- Capillary Electrophoresis
- Spectroscopy
- Confocal Microscopy
- Photo Finishing
- Graphic Arts

## Product Specifications

	H500NGL002	H500NBL002	H500NDB002
Wavelength	532 ±1 nm	473 ±1 nm	457 ±1 nm
Output Power	Up to 100 mW	Up to 100 mW	Up to 5 mW
Power Stability (over 8 hours)	±1%	±3%	±5%
Spatial Mode	TEM <sub>00</sub>	TEM <sub>00</sub>	TEM <sub>00</sub>
M <sup>2</sup>	<1.2	<1.2	<1.2
Beam Diameter @ 1/e <sup>2</sup>	~2.0 mm	~2.0 mm	~2.0 mm
Beam Divergence	<1.5 mrad	<1.5 mrad	<1.5 mrad
Polarization Ratio*	>100:1	>100:1	>100:1
Pointing Stability	<0.05 mr	<0.05 mr	<0.05 mr
Static Alignment Tolerances**			
Beam Position (24.8mm)	±0.3mm	±0.3mm	±0.3mm
Beam Angle	±1.0mrad	±1.0mrad	±1.0mrad
Noise (1-20MHz)	<1% rms	<3% rms	<3% rms
Warm-up Period (Output Power)	<15 min.	<15 min.	<15 min.

## Operating Parameters

Laser Class	3B (IIIb)
Input Voltage	100-240 ±10% VAC or 5 VDC
Operating Temperature	10-35°C
Mounting Position	Any

## Dimensions (LxWxH)

Laser Head (mm)	140 X 73 X 46
Driver (mm)	133 X 130 X 65

## Weights

Laser Head	0.6 kg (1.3 lbs)
Driver	1.2 kg (2.6 lbs)

### Notes

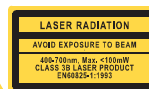
Specifications subject to change without notice.

\* ±5° vertical with respect to baseplate.

\*\* Static alignment tolerances are relative to baseplate.



**National Laser Company**  
 175 West 2950 South  
 Salt Lake City, Utah 84115 USA  
 Tel: 801 467-3391 Fax: 801 467-3394  
 Email: laser@nationallaser.com  
 www.nationallaser.com



08/2010 • Doc # 4.4.2.A.WI.mk.0028 Rev. D

