


RECI YONGLI
 Tongli HIWIN EFR
 II-VI Leadshine LASERPWR
 Trocen S&A PMI Leetro
 JFLO HAILEA RECI Raycus Meanwell
 Raytools Maxphotonics SmartRayc S&A
 Leetro IPG
 SYNRAD EZCAD Friendless
 SINO-GALVO MHX Rofin
 Leadshine  **CLOUDRAY** Ruida
 Raycus INDUSTRIAL SOLUTIONS Meanwell
 RECI Laser Tube Focusing Lens Protective Windows
 Power Supply Mechanical Parts Air Compressor Ceramic
 Controller Laser Optics Fan F-theta Lens CO2 Laser
 Stepper Motor F-theta Lens Chiller Nozzles Galvo Head Fiber Laser
 Driver Mirrors Goggles
 Cable Chain
 Timing Belt
 Fiber Laser

Catalogue

CO2 Engraving & Cutting


1. CO2 Lens & Mirrors	5
1.1 Focusing Lens	5
USA CVD ZnSe Focusing Lens	5
China PVD ZnSe Focusing Lens	6
GaAs Focusing Lens	7
Ge Focusing Lens.....	7
II-VI Focusing Lens(Made In China)	8
II-VI Focusing Lens(Made In Singapore).....	8
II-VI Focusing Lens(9.4um)	9
II-VI Focusing Lens(High Power)	9
1.2 CO2 Mirrors	10
K9 Mirror.....	10
Mo Mirror	10
Si Mirror	10
Copper Mirror	11
II-VI Si Mirror (Made In China).....	11
II-VI Si Mirror (Made In Singapore).....	11
II-VI Copper Mirror	11
1.3 ZnSe Windows	12
2. CO2 Laser Tube.....	13
2.1 Cloudray	13
2.2 RECI Laser Tube	14
2.3 YONGLI Laser Tube	15
2.4 TONGLI Laser Tube	16
2.5 SPT Laser Tube	16
2.6 EFR Laser Tube	17
2.7 Laser Tube Holders	18
2.8 CRD Laser Tube	18
3. Laser Power Supply	19
3.1 HY Series Laser Power Supply	19
.....	19
HY-T Series Power Supply	19
W Series Power Supply.....	19
HY-Z Series Power Supply.....	20
HY-Es Series Power Supply	20
HY-DY Series Power Supply	20
HY-C YUEMING Series Power Supply.....	21
3.2 MYJG Series	21
3.3 YONGLI Series	22
3.4 Flyback	22

3.5 Other Power Accessories	22
4. Laser Controller	23
4.1 Trocen Controller	23
4.2 ZhiYuan Controller	24
4.3 Ruida Controller	25
4.3.1 Controller	25
4.3.2 Controller Set	26
4.3.3 Controller Spare Parts	26
4.3.4 Controller & Panel	27
4.3.5 Live Focus System	28
LIHUIYU Controller	29
4.5 Software	29
4.6 Other Controller	30
YUEMING Controller	30
5. Laser Mechanical Parts	31
5.1 K Series	31
5.2 C Series	33
5.3 E Series	34
5.4 G Series	37
5.5 H Series	38
5.6 Rotary Attachment	39
5.7 Red Pointer & Beam Combiner Base	40
5.8 Beam Combiner	41
5.9 Upgrade / Replace Metal	42
Short Nozzle	42
Lens Tube	43
Elbow Fittings	43
Lens Clamp Ring	44
Other Metal Spare Parts	44
Coupling	45
Auto Focus Sensor	45
Guideway Carriage	45
Stepper Motor Reducer	46
6. Metal Parts Set	47
6.1 C Series Metal Set	47
6.2 E Series Metal Set	48
6.3 Mechanical Components	49
6.4 Lifting Set	50
7. CO2 Guide Rail Set	51
7.1 Linear Guides Set	51
7.2 Inner Sliding Rail	52
7.3 External Slide Guide	53
7.4 Table machine track	53
7.5 Double Beams Rail	54

7.6 Hybrid Rail.....	54
8. Honeycomb and Blade	55
8.1 Honeycomb.....	55
8.2 Blade	56
8.3 Blade Suit	56
9. Timing Belt Gears	57
9.1 Loop Belt.....	57
9.2 Timing Belt.....	58
9.3 Timing Pulley.....	59
10. Cable Chains.....	60
10.1 Bridge Type Non-opening	60
10.2 Semi-enclosed Interior Opening.....	61
11. CO2 Chiller and Accessories	62
11.1 CR Series	62
CR Chiller.....	62
11.2 S&A Series.....	63
S&A Water Pump.....	63
Accessories.....	64
11.3 Water Pump	64
12. Universal accessories	65
12.1 Air Compressor	65
12.2 Industrial Fan	65
12.3 Power Meter.....	66
12.4 CO2 Safety Goggles.....	66
12.5 Water Flow Switch	67
12.6 EMI Filter.....	67
12.7 Ammeter.....	68
12.8 Switch Power Supply.....	69
12.9 Ultimate Air Assist Solution	70
12.10 Fume Extraction System	71
12.11 Relay.....	71
13. Installation materials.....	71
13.1 Switch.....	71
13.2 Bearing.....	72
13.3 PU Wind Pipe	72
13.4 Silicone Pipe.....	72
13.5 Silicon Washer.....	73
13.6 Tube Fitting Elbow	73
13.7 High Voltage Cable.....	73
13.8 High Voltage Cable Connector	74
13.9 Low Voltage Cable.....	74
13.10 International Plug Adapter	74

1. CO2 Lens & Mirrors

1.1 Focusing Lens

	USA CVD ZnSe Focusing Lens						Remarks
	Diameter		Focal Length		Thickness		
SKU	mm	inch	mm	inch	mm	inch	
USFL05D12F38	12	0.47	38.1	1.5	2.2	0.09	Plano-Convex
USFL05D12F50			50.8	2	2.2	0.09	Plano-Convex
USFL05D12F63			63.5	2.5	2.2	0.09	Plano-Convex
USFL05D15F38	15	0.59	38.1	1.5	2.2	0.09	Plano-Convex
USFL05D15F50			50.8	2	2.2	0.09	Plano-Convex
USFL05D15F63			63.5	2.5	2.2	0.09	Meniscus
USFL05D16F50	16	0.63	50.8	2	2.2	0.09	Meniscus
USFL05D18F38	18	0.71	38.1	1.5	2.2	0.09	Meniscus
USFL05D18F38B			38.1	1.5	2.2	0.09	Plano-Convex
USFL05D18F50			50.8	2	2.2	0.09	Meniscus
USFL05D18F63			63.5	2.5	2.2	0.09	Meniscus
USFL05D18F63B			63.5	2.5	2.2	0.09	Plano-Convex
USFL05D18F76			76.2	3	2.2	0.09	Meniscus
USFL05D18F101			101.6	4	2.2	0.09	Meniscus
USFL05D19F38	19.05	0.75	38.1	1.5	2.2	0.09	Plano-Convex
USFL05D19F50			50.8	2	2.2	0.09	Meniscus
USFL05D19F63			63.5	2.5	2.2	0.09	Meniscus
USFL05D19F76			76.2	3	2.2	0.09	Meniscus
USFL05D19F101			101.6	4	2.2	0.09	Meniscus
USFL05D20F25	20	0.79	25.4	1	2.2	0.09	Plano-Convex
USFL05D20F38			38.1	1.5	2.2	0.09	Meniscus
USFL05D20F50			50.8	2	2.2	0.09	Meniscus
USFL05D20F50PC			50.8	2	2.2	0.09	Plano-Convex
USFL05D20F63			63.5	2.5	2.2	0.09	Meniscus
USFL05D20F76			76.2	3	2.2	0.09	Meniscus
USFL05D20F101			101.6	4	2.2	0.09	Meniscus
USFL05D20F127			127	5	2.2	0.09	Meniscus

USFL05D20F160			160	6.3	2.2	0.09	Meniscus
USFL05D20F1905			190.5	7.5	2.2	0.09	Meniscus
USFL05D25F50	25	1	50.8	2	3	0.12	Meniscus
USFL05D25F63			63.5	2.5	3	0.12	Meniscus
USFL05D25F76			76.2	3	3	0.12	Meniscus
USFL05D25F101			101.6	4	3	0.12	Meniscus
USFL05D25F127			127	5	3	0.12	Meniscus
USFL05D28F50			28	1	50.8	2	3
USFL05D28F63	63.5	2.5			3	0.12	Meniscus
USFL05D28F762	76.2	3			3	0.12	Meniscus
USFL05D28F101	101.6	4			3	0.12	Meniscus
USFL05D28F127	127	5			3	0.12	Meniscus
USFL05D38F741	38.1	1.5	127	5	7.4	0.29	
USFL05D38F127T7			127	5	7.6	0.30	Plano-Convex
USFL05D38F127T9			127	5	9	0.36	Plano-Convex
USFL05D38F742			190	7.5	7.4	0.29	
USFL05D38F190T7			190.5	7.5	7.6	0.30	Plano-Convex
USFL05D38F190T9			190.5	7.5	9	0.36	Plano-Convex

	China PVD ZnSe Focusing Lens						
	SKU	Diameter		Focal Length		Thickness	
	mm	inch	mm	inch	mm	inch	
CNFL05D18F38	18	0.71	38.1	1.5	2.2	0.09	
CNFL05D18F50			50.8	2	2.2	0.09	
CNFL05D18F63			63.5	2.5	2.2	0.09	
CNFL05D18F76			76.2	3	2.2	0.09	
CNFL05D18F127			101.6	4	2.2	0.09	
CNFL05D19F38	19.05	0.75	38.1	1.5	2.2	0.09	
CNFL05D19F50			50.8	2	2.2	0.09	
CNFL05D19F63			63.5	2.5	2.2	0.09	
CNFL05D19F762			76.2	3	2.2	0.09	
CNFL05D19F101			101.6	4	2.2	0.09	
CNFL05D20F38	20	0.79	38.1	2	2.2	0.09	
CNFL05D20F50			50.8	2	2.2	0.09	
CNFL05D20F50B			50.8	2	2.2	0.09	Plano-Convex
CNFL05D20F63			63.5	2.5	2.2	0.09	
CNFL05D20F76			76.2	3	2.2	0.09	
CNFL05D20F101			101.6	4	2.2	0.09	
CNFL05D20F101B			101.6	4	2.2	0.09	Plano-Convex
CNFL05D20F127			127.0	5	2.2	0.09	




GaAs Focusing Lens


SKU	Diameter		Focal Length		Thickness	
	mm	inch	mm	inch	mm	inch
GAFL05D18F50	18	0.71	50.8	2	2	0.08
GAFL05D18F63			63.5	2.5	2	0.08
GAFL05D19F50	19.05	0.75	50.8	2	2	0.08
GAFL05D19F63			63.5	2.5	2	0.08
GAFL05D20F38	20	0.79	38.1	1.5	2	0.08
GAFL05D20F50			50.8	2	2	0.08
GAFL05D20F63			63.5	2.5	2	0.08
GAFL05D20F76			76.2	3	2	0.08
GAFL05D20F101			101.6	4	2	0.08





Ge Focusing Lens

SKU	Diameter		Focal Length		Thickness	
	mm	inch	mm	inch	mm	inch
GEFL05D12F50	12	0.47	50.8	2	2	0.08


	II-VI Focusing Lens(Made In China)						Remarks		
	SKU		Diameter		Focal Length			Thickness	
	mm	inch	mm	inch	mm	inch			
26FL05D19F38	19.05	0.75	38.1	1.5	2.03	0.08	5066131		
26FL05D19F50			50.8	2.0	2.03	0.08	5015480		
26FL05D19F63			63.5	2.5	2.00	0.08	5018275		
26FL05D19F762A			76.2	3	2.03	0.08	5227786		
26FL05D20F38	20	0.79	38.1	1.5	2.00	0.08	5307958		
26FL05D20F50			50.8	2.0	2.00	0.08	5018447		
26FL05D20F63			63.5	2.5	2.00	0.08	5018404		
26FL05D20F76			76.2	3.0	2.00	0.08	5021242		
26FL05D20F101			101.6	4.0	2.00	0.08	5021199		


	II-VI Focusing Lens(Made In Singapore)						Remarks		
	SKU		Diameter		Focal Length			Thickness	
	mm	inch	mm	inch	mm	inch			
26FL05D15F26	15	0.59	26	1.02	2	0.079	5305205		
26FL05D15F43			43	1.69	2	0.079	510960		
26FL05D16F32	16	0.63	32	1.26	2	0.079	697767		
26FL05D19F38A	19.05	0.75	38.1	1.5	2.03	0.08	809768		
26FL05D19F635			63.5	2.5	1.524	0.06	252467		
26FL05D19F76B			76.2	3	2.159	0.085	119799		
26FL05D20F50S	20	0.79	50.8	2.0	2.00	0.08	386246		
26FL05D20F63S			63.5	2.5	2.00	0.08	405479		
26FL05D254F381	25.4	1	38.1	1.5	3.048	0.12	666713		
26FL05D254F508			50.8	2.0	3.048	0.12	414032		
26FL05D254F635			63.5	2.5	2.16	0.085	350342		
26FL05D254F762			76.2	3.0	2.16	0.085	141061		
26FL05D254F127A			127.0	5	3.048	0.12	782987		


	II-VI Focusing Lens(9.4um)							
	SKU	Diameter		Focal Length		Thickness		Remarks
		mm	inch	mm	inch	mm	inch	
	26FL05D20F38A	20	0.79	38.1	1.5	3	0.12	872794
	26FL05D254F508B	25.4	1	50.8	2.0	3.038	0.12	309618
	26FL05D2794F63	27.94	1.1	63.5	2.5	5	0.197	482363

	II-VI Focusing Lens(High Power)							
	SKU	Diameter		Focal Length		Thickness		Remarks
		mm	inch	mm	inch	mm	inch	
	26FL05D38F127T78	38.1	1.5	127.0	5.0	7.87	0.31	658108
	26FL05D38F190T78			190.5	7.5	7.87	0.31	618938
	26FL05D38F127T73			127.0	5.0	7.37	0.29	406294
	26FL05D38F190T73			190.5	7.5	7.37	0.29	702232
	26FL05D38F127T9			127.0	5.0	9.00	0.354	767963
	26FL05D38F127T9HQ			127.0	5.0	9.00	0.354	123397
	26FL05D38F190T9			190.5	7.5	9.00	0.354	570721
	26FL05D38F190T9HQ							602033
	26FL05D50F127C	50.8	2	127.0	5.0	7.87	0.31	304725
	26FL05D50F190T789	50.8	2	190.5	7.5	7.87	0.31	892020


1.2 CO2 Mirrors


	K9 Mirror			
SKU	Diameter		Thickness	
	mm	inch	mm	inch
K9M05D20T3	20	0.79	3	0.12

	Mo Mirror			
SKU	Diameter		Thickness	
	mm	inch	mm	inch
MM05D15T3	15	0.59	3	0.12
MM05D19T3	19.05	0.75	3	0.12
MM05D20T3	20	0.79	3	0.12
MM05D25T3	25	0.98	3	0.12
MM05D30T3	30	1.18	3	0.12
MM05D38T5	38.1	1.5	5	0.20

	Si Mirror			
SKU	Diameter		Thickness	
	mm	inch	mm	inch
SM05D127T3CO2	12.7	0.5	3	0.12
SM05D19T3	19.05	0.75	3	0.12
SM05D20T3	20	0.79	3	0.12
SM05D215T3	21.5	0.85	3	0.12
SM05D25T3	25	0.98	3	0.12
SM05D275T3	27.5	1.08	3	0.12
SM05D2794T5	27.94	1.1	5	0.20
SM05D30T3	30	1.18	3	0.12
SM05D38T5	38.1	1.5	5	0.20
SM05D50T10	50.8	2.0	10	0.39


Copper Mirror				
SKU	Diameter		Thickness	
	mm	inch	mm	inch
CRL203TF	20	0.79	3	0.12
CRL253TF				
CRL303TF				

 II-VI Si Mirror (Made In China)					
SKU	Diameter		Thickness		Remarks
	mm	inch	mm	inch	
26SM05D20T3	20	0.79	3	0.12	5351307
26SM05D25T3N	25	0.98	3	0.12	5416416
26SM05D30T3	30	1.18	3	0.12	5360531

 II-VI Si Mirror (Made In Singapore)					
SKU	Diameter		Thickness		Remarks
	mm	inch	mm	inch	
26SM030X45ES	30×45×10mm		30×45×10mm		982185
26SM05D254T3048	25.4	1	3.048	0.12	271260
26SM05D30T4	30	1.18	4	0.16	439157
26SM05D50T508	50.8	2	5.08	0.2	752135


II-VI Copper Mirror					
SKU	Diameter		Thickness		Remarks
	mm	inch	mm	inch	
K9M05D20T3	50	1.97	10	0.39	889373


1.3 ZnSe Windows

	ZnSe Windows				
	SKU	Diameter		Thickness	
		mm	inch	mm	inch
ZW05C127X24	12.7		0.5	2.4	0.09
ZW05C127X25	12.7		0.5	2.5	0.10
ZW05C1905X2	19.05		0.75	2	0.08
ZW05C20X2	20		0.79	2	0.08
ZW05C20X3	20		0.79	3	0.12
ZW05C25X3	25		0.98	3	0.12
ZW05C381X3	38.1		1.5	3	0.12
ZW05C80X3	80		3.15	3	0.12
ZW05C90X3	90		3.54	3	0.12
ZW05C90X3X70	90		3.54	3	0.12


2. CO2 Laser Tube


2.1 Cloudray

<p>AR Series</p> 	Cloudray Laser Tube			
	SKU	Power	Length	Diameter
	LT07C40W700	40W	720mm	50mm
	LT07C45W800	45W	800mm	55mm

<p>CR Series</p> 	Cloudray Metal Head Laser Tube				
	SKU	Model	Power	Length	Diameter
	LT07MCR35	CR35	35-45W	720mm	50mm
	LT07MCR45	CR45	45-55W	850mm	50mm
	LT07MCR50	CR50	50-70W	1000mm	50mm
	LT07MCR70	CR70	60-80W	1250mm	55mm
	LT07MCR90	CR90	90-100W	1250mm	80mm
	LT07MCR100	CR100	100-130W	1450mm	80mm
	LT07MCR130	CR130	130-150W	1650mm	80mm
	LT07MCR150	CR150	150-180W	1850mm	80mm

2.2 RECI Laser Tube


<p>W Series</p> 	SKU	Model	Power	Length	Diameter
	LT07RW1	W1	75-90W	1050mm	80mm
	LT07RW2	W2	90-100W	1200mm	80mm
	LT07RW4	W4	100-130W	1400mm	80mm
	LT07RW6	W6	130-160W	1650mm	80mm
	LT07RW8	W8	150-180W	1850mm	80mm

<p>T Series</p> 	SKU	Model	Power	Length	Diameter
	LT07RT1	T1	75-90W	1100mm	65mm
	LT07RT2	T2	90-100W	1250mm	65mm
	LT07RT4	T4	100-130W	1400mm	65mm
	LT07RT6	T6	130-160W	1650mm	65mm


2.3 YONGLI Laser Tube

	SKU	Model	Power	Length	Diameter
R Series 	LT07YLR3	R3	80W	1250mm	80mm
	LT07YLR5	R5	100W	1450mm	80mm
	LT07YLR7	R7	130W	1650mm	80mm
	LT07YLR9	R9	140W	1850mm	80mm
As Series 	LT07YLA1S	A1s	80W	1100mm	80mm
	LT07YLA2S	A2s	90W	1250mm	80mm
	LT07YLA4S	A4s	100W	1450mm	80mm
	LT07YLA6S	A6s	130W	1650mm	80mm
	LT07YLA8S	A8s	150W	1850mm	80mm
H Series 	LT07YLH1	H1	70W	1100mm	60mm
	LT07YLH2	H2	80W	1250mm	60mm
	LT07YLH4	H4	100W	1450mm	60mm
	LT07YLH6	H6	130W	1650mm	70mm
DLT 	SKU	Model	Rated Power	Max Power	L*W*H(mm)
	LT07YLD220	DLT-220	210W	220W	1650*170*130
	LT07YLD300	DLT-300	300W	320W	1850*265*144
YL-ASHG 	LT07YLASHG	For Yongli As/H			

2.4 TONGLI Laser Tube

	SKU	Power	Length	Diameter
	LT07TL40W700	40W	700mm	50mm
	LT07TL45W800	45W	800mm	50mm
	LT07TL60W1200	60W	1200mm	55mm

2.5 SPT Laser Tube

 <p>TR Series (Red Pointer)</p>	SKU	Model	Power	Length	Diameter
	LT07MTR45	TR45	45-50W	880mm	50mm
	LT07MTR50R	TR50	50-65W	1030mm	50mm
	LT07MTR75R	TR75	60-70W	1080mm	80mm
	LT07MTR90	TR90	90-95W	1280mm	80mm
	LT07MTR100	TR100	100-125W	1480mm	80mm
	LT07MTR130	TR130	130-145W	1680mm	80mm
	LT07MV26	V26(Power Supply)	220W	/	/
	LT07MV26M	V26+(Metal Shell,Power Supply)	20W	/	/





2.6 EFR Laser Tube

	SKU	Model	Power	Length	Diameter
GM Series	LT07EFRG700	GM35	35W	700mm	50mm
	LT07EFRG800	GM40	40W	800mm	50mm
	LT07EFRG1000	GM50	50W	1000mm	50mm
	LT07EFRG1200	GM60	60W	1200mm	55mm
	LT07EFRG1600	GM80	80W	1600mm	60mm


F Series	LT07EFRF850	F08	40W	850mm	80mm
	LT07EFRF1050	F0	50W	1050mm	80mm
	LT07EFRF1250	F2	80W	1250mm	80mm
	LT07EFRF1450	F4	100W	1450mm	80mm
	LT07EFRF1650	F6	130W	1650mm	80mm
	LT07EFRF1850	F8	150W	1850mm	80mm
	LT07EFRF2050	F10	180W	2050mm	80mm

ZS Series	LT07EFRZS1250	ZS90	90W	1250mm	80mm
	LT07EFRZS1450	ZS110	110W	1450mm	80mm
	LT07EFRZS1650	ZS140	140W	1650mm	80mm
	LT07EFRZS1850	ZS160	160W	1850mm	80mm

2.7 Laser Tube Holders


	SKU	Name	Laser Tube Diameter	Material
	LTH07RH	RECI Laser Tube Holder(High)	80mm	Plastic
	LTH07RL	RECI Laser Tube Holder(Low)	80mm	Plastic
	LTH07YL01	Laser Tube Holder	50-80mm	Plastic
	LTH07M60	Metal Laser Tube Holder	60mm	Aluminum
	LTH07M80	Metal Laser Tube Holder	80mm	Aluminum
	LTH07M90	Metal Laser Tube Holder	90mm	Aluminum


2.8 CRD Laser Tube

	SKU	Model	Power
	LT129CRDCR30C	CR30C	>30W
	LT129CRDCR40V	CR40V	>35W
	LT129CRDCR60	CR60	>60W

3. Laser Power Supply

3.1 HY Series Laser Power Supply


	HY-T Series Power Supply				
SKU	Model	Input Voltage	Power	Max Output Voltage	Max Output Current
PS06HT50A	T50-110V	AC110V	50W	DC 25KV	DC 20mA
PS06HT50B	T50-220V	AC220V	50W	DC 25KV	DC 20mA
PS06HT60A	T60-110V	AC110V	60W	DC 35KV	DC 24mA
PS06HT60B	T60-220V	AC220V	60W	DC 35KV	DC 24mA
PS06HT80A	T80-110V	AC110V	80W	DC 40KV	DC 28mA
PS06HT80B	T80-220V	AC220V	80W	DC 40KV	DC 28mA
PS06HT150A	T150-110V	AC110V	150W	DC 50KV	DC 38mA
PS06HT150B	T150-220V	AC220V	150W	DC 50KV	DC 38mA
PS06HT150BLA	HY-T150-BL 110V	AC110V	150W	DC 50KV	DC 38mA
PS06HT150BLB	HY-T150-BL 220V	AC220V	150W	DC 50KV	DC 38mA
PS06JT60PA	T60 Plus 110V	AC110V	60W	DC 35KV	DC 24mA
PS06JT60PB	T60 Plus 220V	AC220V	60W	DC 35KV	DC 24mA
PS06JT80PA	T80 Plus 110V	AC110V	80W	DC 40KV	DC 28mA
PS06JT80PB	T80 Plus 220V	AC220V	80W	DC 40KV	DC 28mA
PS06JT150PA	T150 Plus 110V	AC110V	150W	DC 50KV	DC 38mA
PS06JT150PB	T150 Plus 220V	AC220V	150W	DC 50KV	DC 38mA
PS06JT220PA	T220 Plus 110V	AC110V	220W	-	-
PS06JT220PB	T220 Plus 220V	AC220V	220W	-	-

	W Series Power Supply				
SKU	Model	Input Voltage	Power	Max Output Voltage	Max Output Current
PS06HW120	W120	AC90-250V	100-120W	DC 40KV	DC 35mA
PS06HW150	W150	AC90-250V	150-180W	DC 50KV	DC 38mA
PS06HW200	W200	AC90-250V	-	-	-



HY-Z Series Power Supply

SKU	Model	Input Voltage	Power	Max Output Voltage	Max Output Current
PS06HZ80M	Z80 Power Supply	AC90-250V	80-100W	40KV	28mA
PS06HZ100M	Z100 Power Supply	AC90-250V	100-120W	45KV	32mA
PS06HZ150M	Z150 Power Supply	AC90-250V	150-180W	55KV	38mA
PS06HZ80M	Z80 Power Supply (Include LCD)	AC90-250V	80-100W	40KV	28mA
PS06HZ100M	Z100 Power Supply (Include LCD)	AC90-250V	100-120W	45KV	32mA
PS06HZ150M	Z150 Power Supply (Include LCD)	AC90-250V	150-180W	55KV	38mA



HY-Z Power Accessories

SKU	Model	Matching power supply
PS06HZM	LCD Display Current Meter	For HY-Z Series



HY-Es Series Power Supply

SKU	Model	Input Voltage	Power	Max Output Voltage	Max Output Current
PS06HES80	Es80 Power Supply	AC90-250V	80-100W	40KV	28mA
PS06HES100	Es100 Power Supply	AC90-250V	100-120W	45KV	32mA
PS06HES150	Es150 Power Supply	AC90-250V	150-180W	55KV	38mA



HY-DY Series Power Supply

SKU	Model	Input Voltage	Power	Max Output Voltage	Max Output Current
PS06HDY10A	DY10 110V W1	AC90-250V	80W	35KV	23mA
PS06HDY10B	DY10 220V W1	AC90-250V	80W	35KV	23mA
PS06HDY13A	DY13 110V W2/W4	AC90-250V	100W	40KV	28mA
PS06HDY13B	DY13 220V W2/W4	AC90-250V	100W	40KV	28mA
PS06HDY20A	DY20 110V W6/W8	AC90-250V	150W	50KV	35mA
PS06HDY20B	DY20 220V W6/W8	AC90-250V	150W	50KV	35mA



HY-C YUEMING Series Power Supply

SKU	Model	Input Voltage	Laser Tube Power	Max Output Voltage	Max Output Current
PS06HC80A	C80 110V	AC90-250V	80W	≥DC 40KV	≥DC 28mA
PS06HC80B	C80 220V	AC90-250V	80W	≥DC 40KV	≥DC 28mA
PS06HC150A	C150 110V	AC90-250V	150W	DC 50KV	DC 38mA
PS06HC150B	C150 220V	AC90-250V	150W	DC 50KV	DC 38mA

3.2 MYJG Series



MYJG Series Power Supply


SKU	Model	Input Voltage	Laser Tube Power	Max Output Voltage	Max Output Current
PS06ZM40W1	MYJG-40OW	AC220V/AC110V	35W-50W	DC 23KV	DC 20mA
PS06ZM40W2	MYJG-40NW	AC220V/AC110V	35W-50W	DC 23KV	DC 20mA
PS06ZM40G2	MYJG-40NG	AC220V/AC110V	35W-50W	DC 23KV	DC 20mA
PS06ZM50G	MYJG-50G	AC220V/AC110V	50W	DC 22KV	DC 22mA
PS06ZM50WA	MYJG-50W	AC110V	50W	DC 22KV	DC 22mA
PS06ZM50WB	MYJG-50W	AC220V	50W	DC 22KV	DC 22mA
PS06ZM60WA	MYJG-60W	AC110V	60W	DC 24KV	DC 25mA
PS06ZM60WB	MYJG-60W	AC220V	60W	DC 24KV	DC 25mA
PS06ZM80WA	MYJG-80W	AC110V	80W	DC 26KV	DC 28mA
PS06ZM80WB	MYJG-80W	AC220V	80W	DC 26KV	DC 28mA
PS06ZM100WMA	MYJG-100W MONITOR	110V	100W	DC 28KV	DC 30mA
PS06ZM100WMB	MYJG-100W MONITOR	220V	100W	DC 28KV	DC 30mA
PS06ZM150WMA	MYJG-150W MONITOR	110V	150W	DC 34KV	DC 38mA
PS06ZM150WMB	MYJG-150W MONITOR	220V	150W	DC 34KV	DC 38mA




MYJG Power Accessories

SKU	Model	Matching power supply
PS06ZMLCD	LCD Display Current Meter	For MYJG 100W & 150W


3.3 YONGLI Series

		YONGLI Series Power Supply			
SKU	Model	Input Voltage	Laser Tube Power	Max Output Voltage	Max Output Current
PS06YLU1A	YL-U1 110V	110V	80-100W	45KV	28mA
PS06YLU1B	YL-U1 220V	220V	80-100W	45KV	28mA
PS06YLU2A	YL-U2 110V	110V	130-150W	50KV	35mA
PS06YLU2B	YL-U2 220V	220V	130-150W	50KV	35mA
PS06YLHSP2	YL-HSP200	220V	150W	10-30KV	40mA

3.4 Flyback

	SKU	Model
	FB06C40A	40W Flyback(1PCS)Formal
	FB06C40B	40W Flyback(1PCS)Hooked
	FB06M40A	40W Flyback MYJG
	FB06M50A	50W Flyback MYJG
	FB06C60A	60W Flyback(2PCS)Formal
	FB06C60B	60W Flyback(2PCS)Hooked-DY10
	FB06C80A	80W Flyback(2PCS)Formal
	FB06C80B	80W Flyback(2PCS)Hooked-DY13
	FB06C150A	150W Flyback(3PCS)Formal
	FB06C150B	150W Flyback(3PCS)Hooked-DY20
	FB06YA	YUEMING Flyback(1PCS)
	FB06YB	YUEMING Flyback(2PCS)

3.5 Other Power Accessories

	SKU	Model
	PS06MP01	Power Supply Manual Control

4. Laser Controller

4.1 Trocen Controller



SKU	Model	Axis	Display Type	Others
LC08T708CL	AWC708C Lite	4	4.3" TFT	Standard Engraving & Cutting Controller
LC08T708CP	AWC708C Plus	6	4.3" TFT	Plus Engraving & Cutting Controller
LC08T5200	TL-5200	6	4.3" TFT	Auto-distribute Double-head Cutting
LC08TTF6225	TF-6225	4	4.3" TFT	Fiber / CO2 Laser, Auto Height-Sensing, Metal Cutting
LC08TSCCDB	AWC708C CCD	4	4.3" TFT	Machine Vision with CCD Camera
LC08TLCCDA	AWC708C Large Format	4	4.3" TFT	Large Format Machine Vision with Camera
LC08T708S	AWC708S	3	4.3" TFT	Engraving & Cutting Controller

SKU	Model	Specification
LC08T708CPM	AWC708C PLUS Mainboard	Mainboard
LC08T708CPP	AWC708C PLUS Panel	Panel
LC08T708SM	AWC708S Mainboard	Mainboard
LC08T708SP	AWC708S Panel	Panel
LC08TSCCDA	Trocen Laser small CCD	Small CCD(Five meters USB)
LC08T5200LCCD	Trocen TL-5200 big CCD	Two Heads Different Step
LC08T708CLPSB	Trocen Laser Controller Set	AWC708C LITE+LRS-75-24
LC08T708SPS	Trocen Controller AWC708S PSU Set	AWC708S + LRS-75-24
LC08TSCCDAL7524	Trocen Laser Controller Set	Small CCD(Five meters USB)+LRS-75-24

4.2 ZhiYuan Controller

SKU	Model	Display Type	Others
LC14ZY2810	ZHIYUAN 2810	2.8" TFT	2.8" Standard Controller
LC14ZY2820	ZHIYUAN 2820	2.8" TFT	2.8" CCD Controller
LC14ZY2820P	ZHIYUAN 2820	2.8" TFT	ZY2820 Panel
LC14ZY2830	ZHIYUAN 2830	2.8" TFT	Auto-distribute Four-heads Cutting
LC14ZY4311	ZHIYUAN 4311	4.3" TFT	4.3" Standard Controller
LC14ZY4321	ZHIYUAN 4321	4.3" TFT	4.3" CCD Controller
LC14ZY4330	ZHIYUAN 4330	4.3" TFT	Auto-distribute Four-heads Cutting
LC14ZY4340	ZHIYUAN 4340	4.3" TFT	Double-Bridge Standard Controller
LC14ZY4350	ZHIYUAN 4350	4.3" TFT	Double-Bridge CCD Controller
LC14ZY7011	ZHIYUAN 7011	7" TFT	7" Standard Controller
LC14ZY7020	ZHIYUAN 7020		Large Camera 24 Million Pixel Single-Bridge Controller
LC14ZY7050	ZHIYUAN 7050	4.3/7	Large Camera 24 Million Pixel Double-Bridge Controller

4.3 Ruida Controller

4.3.1 Controller



SKU	Model	Axis	Display Type	Others
LC08R6445G	RDC6445G	4	5" TFT	6th Plus Engraving & Cutting Controller
LC08R6442S	RDC6442S	4	3.5" TFT	6th Standard Controller Double-Head Linkage
LC08R5121	RDC5121	2	2" B & W Screen	5th Lite Engraving & Cutting Controller
LC08R320A	RDLC320-A	3	2" B & W Screen	3rd Standard Engraving & Cutting Controller
LC08R6332G	RDC6332G	3	3.5" TFT	6th Standard Engraving & Cutting Controller
LC08R6344G	RDC6344G	4	4.7" Touch Screen	6th Standard Engraving & Cutting Controller
LC08RV6442G	RDV6442G+CCD	4	3.5" TFT	Laser Cutting System with Machine Vision (Small CCD)
LC08RVSVC	RDS mart Vision Cut	4	3.5" TFT	Large Format Laser Cutting System with Machine Vision
LC08R6342G	RDC6342G	4	3.5" TFT	6th Standard Engraving & Cutting Controller
LC08R6442GDFM	RDC6442G-DFM-RD	4	3.5" TFT	Large Format Cutting System with Machine Vision
LC08R6442SCR	RDC6442S(LOGO)	4	3.5" TFT	6th Standard Controller Double-Head Linkage
LC08R6445GM	RDC6445G (LOGO)	4	5" TFT	6th Plus Engraving & Cutting Controller
LC08R6582G	RDC6582G	8	3.5" TFT	6th Standard Controller 2/4/6-Head Linkage
LC08RDC6432GC	RDC6432G	3	3.5" TFT	6th Standard Engraving & Cutting Controller
LC08RDV6342G	RDV6342G	4	3.5" TFT	Laser Cutting System with Machine Vision
LC08RDV6342G500	RDV6342G (5 Mega Pixels)	4	3.5" TFT	Laser Cutting System with Machine Vision (5 Mega Pixels)




4.3.2 Controller Set

SKU	Model	Others
LC08R6442GWHS	RDC6442G+BWK301R	Ruida RDC6442G+RD WIFI Handle
LC08R6442GWIFIS	RDC6442G+RD-WIFI	Ruida RDC6442G +RD WIFI
LC08R6442SLR74	RDC6442S(LOGO)+LRS-75-24	RDC6442S(LOGO) + LRS Power Supply
LC08R6442SPSB	RDC6442S+LRS-75-24	Ruida Controller+ Power Supply Set
LC08R6445GPSB	RDC6445G+LRS-75-24	Ruida RDC6445G+LRS Power Supply
LC08R6445GWHS	RDC6445G+BWK301R	Ruida RDC6445G+RD WIFI Handle
LC08R6445GWIFIS	RDC6445G+RD-WIFI	Ruida RDC6445G+RD WIFI

4.3.3 Controller Spare Parts

	SKU	Product	Model
	LC08RDBWK301R	Ruida Wireless Handle	BWK-301R
	LC08RDBWK301T	Ruida Wireless Handle	BWK-301T
	LC08RDWIFI	Ruida WIFI	RD-WIFI
	LC08R320AKF	Ruida RDL320-A Key Film	Key Film 320A
	LC08R6332KF	Ruida RDC6332 Key Film	Key Film Ruida 6332
	LC08R6442KF	Ruida RDC6442 Key Film	Key Film Ruida 6442
	LC08RDV6342GCCD1	RDV6342G CCD MV Camera Cable	RDV6342G

4.3.4 Controller & Panel


	SKU	Model
	LC08R320AM	RDLC320-A Ruida Mainboard
	LC08R320AP	RDLC320-A Ruida Panel
	LC08R6332GM	RDC6332G Ruida Mainboard
	LC08R6332GP	RDC6332G Ruida Panel
	LC08R6442GSP	RDC6442G/S Ruida Panel (English)
	LC08R6442PCN	RDC6442G/S Ruida Panel (Chinese)
	LC08R6442SM	RDC6442S Ruida Mainboard
	LC08R6445GP	RDC6445G Ruida Panel

4.3.5 Live Focus System



	SKU	Model
	LC08RAMT43A01	LFS-AM-T43-AP01(S)+Sensor Cable
	LC08RAMT43	LFS-ANM-T43(Non-metal)
	LC08RPMT43	LFS-PM-T43(metal)
	LC08ANMS1	Sensor For LFS-ANM-T43
	LC08R6332MLFSP	RDC6332M Metal Cutting System + LFS-PM-T43(metal)
	LC08R6334M	RDC6334M (7-Inch Touch Screen)
	LC08R6332M	RDC6332M

	LC08RDCFRA10M	10m Cable For LFS-PM-T43-AP02S Amplifier
	LC08RPMT43AP02	LFS-PM-T43-AP02


4.4 Other Controller

	LIHUIYU Controller	
SKU	Model	Description
LC08LM2NANO	Lihuiyu M2Nano Controller	Mainboard M2Nano +Panel+Dongle
LC08LM2NANOMB	Lihuiyu M2Nano Mainboard	Lihuiyu M2Nano Mainboard
LC08LM2NANOP	Lihuiyu M2Nano Panel	Lihuiyu M2Nano Panel
LC08LM2NANOD	Lihuiyu M2Nano Dongle	Lihuiyu M2Nano Dongle (LaserDRW+CoreLASER)
LC08LM2NDMB	M2NanoDRV Mainboard	M2NanoDRV Mainboard (Need extra Stepper Driver)
LC08LM2NANODR	Lihuiyu M2Nano Dongle (red)	/
LC08LM2CABUSB	Lihuiyu USB Cable	/
LC08LM2CAB	Lihuiyu Cable	/

4.5 Software


	SKU	Model
		
		



4.6 Other Controller

	YUEMING Controller	
	SKU	Model
	LC08Y201P	YUEMING Button Panel (2.01)
	LC08Y308P	YUEMING Button Panel (3.08)

5. Laser Mechanical Parts


5.1 K Series

K Series CO2 Laser Head Set	Name	SKU	Specifications
	CO2 Laser Head	MP09LH406012	12-50.8mm(Golden)
		MP09LH406018	18-50.8mm(Golden)
		MP09LH406020	20-50.8mm(Golden)
		MP09LH406012B	12-50.8mm(Blue)
		MP09LH406018B	18-50.8mm(Blue)
		MP09LH406020B	20-50.8mm(Blue)
	First Mirror Base	MP0940601M	20mm(Golden)
		MP0940601MB	20mm(Blue)
	Second Mirror Base	MP0940602M	20mm(Golden)
		MP0940602MB	20mm(Blue)
	K40 Laser Head	MP09K40SLHB	Mirror: D20mm Lens: D15/18/20mm FL50.8mm


K Series 4060 laser head Set USA Focus Lens D12+Mo Mirrors (3 Pcs)	Name	SKU	Specifications
	K Series 4060 laser head Set (Blue)	MP09LH4060BSA12	12-50.8mm
		MP09LH4060BSB18	18-50.8mm
		MP09LH4060BSC20	20-50.8mm
	K Series 4060 laser head Set (Gold)	MP09LH4060BSA12G	12-50.8mm
		MP09LH4060BSB18G	18-50.8mm
		MP09LH4060BSC20G	20-50.8mm

K Series 4060 laser head Set (Without Lens & Mirrors)	Name	SKU	Specifications
	K Series 4060 laser head Set (Blue)	MP09LP406012SB	12-50.8mm
		MP09LP406020SB	20-50.8mm
		MP09LP406018SB	18-50.8mm
	K Series 4060 laser head Set (Gold)	MP09LP406012S	12-50.8mm
		MP09LP406018S	18-50.8mm
		MP09LP406020S	20-50.8mm


5.2 C Series


C Series CO2 Laser Head Set (Without Lens & Mirrors)	Name	SKU	Specifications
	CO2 Laser Head V2.0 (Black)	MP09JNHB	Mirror: D25mm Lens: D18/20mm FL38.1/50.8/63.5/101.6mm
	First Mirror Base V2.0 (Black)	MP09HQ1MA	25mm
	Second Mirror Base V2.0 (Black)	MP09HQ2M	25mm
	Laser Head Set V2.0 (Black)	MP09CLPV2S	Laser Head + 1st Mirror Mount + 2nd Mirror Mount

C Series CO2 Laser Head Set (With Lens & Mirrors)	SKU	Specifications
	MP09CLP38AV2S	Laser Head Set (38.1) +USA Focusing Lens + Si Mirrors
	MP09CLP50AV2S	Laser Head Set (50.8) +USA Focusing Lens + Si Mirrors
	MP09CLP63AV2S	Laser Head Set (63.5) + USA Focusing Lens + Si Mirrors
	MP09CLP101AV2S	Laser Head Set (101.6) + USA Focusing Lens + Si Mirrors
	MP09CLP38BV2S	Laser Head Set (38.1) +China Focusing Lens + Mo Mirrors
	MP09CLP50BV2S	Laser Head Set (50.8) +China Focusing Lens + Mo Mirrors
	MP09CLP63BV2S	Laser Head Set (63.5) + China Focusing Lens + Mo Mirrors
	MP09CLP101BV2S	Laser Head Set (101.6) + China Focusing Lens + Mo Mirrors
	MP09CLP101BV2S	Laser Head Set (50.8) +II-VI Focusing Lens + II-VI Si Mirrors
	MP09CLP63CV2S	Laser Head Set (63.5) + II-VI Focusing Lens + II-VI Si Mirrors
	MP09CLP101CV2S	Laser Head Set (101.6) + II-VI Focusing Lens + II-VI Si Mirrors




Adjustable laser head Bracket	SKU	Specifications	Material
	MP09CALH	For C series laser head	3mm Stainless Steel

5.3 E Series

E Series CO2 Laser Head Set V2.0 (Without Lens & Mirrors)	Name	SKU	Specifications
	CO2 Laser Head V2.0 (Black)	MP09HQHX	Mirror: D25mm Lens: D18/20mm FL38.1/50.8/63.5/101.6mm
	CO2 Laser Head V2.0 (Blue)	MP09HQHSOB	
	CO2 Laser Head V2.0 (Red)	MP09HQHSOR	
	First Mirror Base V2.0 (Black)	MP09HQ1MA	Mirror: D25mm
	First Mirror Base V2.0 (Blue)	MP09HQ1MBA	Mirror: D25mm
	First Mirror Base V2.0 (Red)	MP09HQ1MRA	Mirror: D25mm
	Second Mirror Base V2.0 (Black)	MP09HQ2M	Mirror: D25mm
	Second Mirror Base V2.0 (Blue)	MP09HQ2MB	Mirror: D25mm
	Second Mirror Base V2.0 (Red)	MP09HQ2MR	Mirror: D25mm
	Laser Head Set V2.0 (Black)	MP09LCE20	Laser Head + 1st Mirror Mount + 2nd Mirror Mount
	Laser Head Set V2.0 (Blue)	MP09LCE20B	
	Laser Head Set V2.0 (Red)	MP09LCE20R	

E Series CO2 Laser Head Set (Without Lens & Mirrors)	Name	SKU	Specifications
	First Mirror Base V1.0 (Black)	MP09HQ1MO	25mm
	Laser Head Set (Black)	MP09QLPS2	Laser Head + 1st Mirror Mount + 2nd Mirror Mount

E Series CO2 Laser Head Set (With Lens & Mirrors)	SKU	Specifications
	MP09ELP38AV2S	Laser Head Set (38.1) +USA Focusing Lens + Si Mirrors
	MP09ELP50AV2S	Laser Head Set (50.8) +USA Focusing Lens + Si Mirrors
	MP09ELP63AV2S	Laser Head Set (63.5) + USA Focusing Lens + Si Mirrors
	MP09ELP101AV2S	Laser Head Set (101.6) + USA Focusing Lens + Si Mirrors
	MP09ELP38BV2S	Laser Head Set (38.1) +China Focusing Lens + Mo Mirrors
	MP09ELP50BV2S	Laser Head Set (50.8) +China Focusing Lens + Mo Mirrors
	MP09ELP63BV2S	Laser Head Set (63.5) + China Focusing Lens + Mo Mirrors
	MP09ELP101BV2S	Laser Head Set (101.6) + China Focusing Lens + Mo Mirrors
	MP09ELP101BV2S	Laser Head Set (50.8) +II-VI Focusing Lens + II-VI Si Mirrors
	MP09ELP63CV2S	Laser Head Set (63.5) + II-VI Focusing Lens + II-VI Si Mirrors
	MP09ELP101CV2S	Laser Head Set (101.6) + II-VI Focusing Lens + II-VI Si Mirrors
	MP09ELP38AV2BS	Laser Head Set (38.1) +USA Focusing Lens + Si Mirrors
	MP09ELP50AV2BS	Laser Head Set (50.8) +USA Focusing Lens + Si Mirrors
	MP09ELP63AV2BS	Laser Head Set (63.5) + USA Focusing Lens + Si Mirrors
	MP09ELP101AV2BS	Laser Head Set (101.6) + USA Focusing Lens + Si Mirrors
	MP09ELP38BV2BS	Laser Head Set (38.1) +China Focusing Lens + Mo Mirrors
	MP09ELP50BV2BS	Laser Head Set (50.8) +China Focusing Lens + Mo Mirrors
	MP09ELP63BV2BS	Laser Head Set (63.5) + China Focusing Lens + Mo Mirrors
	MP09ELP101BV2BS	Laser Head Set (101.6) + China Focusing Lens + Mo Mirrors
	MP09ELP101BV2BS	Laser Head Set (50.8) +II-VI Focusing Lens + II-VI Si Mirrors
	MP09ELP63CV2BS	Laser Head Set (63.5) + II-VI Focusing Lens + II-VI Si Mirrors
	MP09ELP101CV2BS	Laser Head Set (101.6) + II-VI Focusing Lens + II-VI Si Mirrors

	MP09ELP38AV2RS	Laser Head Set (38.1) +USA Focusing Lens + Si Mirrors
	MP09ELP50AV2RS	Laser Head Set (50.8) +USA Focusing Lens + Si Mirrors
	MP09ELP63AV2RS	Laser Head Set (63.5) + USA Focusing Lens + Si Mirrors
	MP09ELP101AV2RS	Laser Head Set (101.6) + USA Focusing Lens + Si Mirrors
	MP09ELP38BV2RS	Laser Head Set (38.1) +China Focusing Lens + Mo Mirrors
	MP09ELP50BV2RS	Laser Head Set (50.8) +China Focusing Lens + Mo Mirrors
	MP09ELP63BV2RS	Laser Head Set (63.5) + China Focusing Lens + Mo Mirrors
	MP09ELP101BV2RRS	Laser Head Set (101.6) + China Focusing Lens + Mo Mirrors
	MP09ELP101BV2S	Laser Head Set (50.8) +II-VI Focusing Lens + II-VI Si Mirrors
	MP09ELP63CV2RS	Laser Head Set (63.5) + II-VI Focusing Lens + II-VI Si Mirrors
	MP09ELP101CV2RS	Laser Head Set (101.6) + II-VI Focusing Lens + II-VI Si Mirrors




5.4 G Series

Style	Name	SKU	Specifications
G Series CO2 Laser Head Set 	CO2 Laser Head	MP09FSD25	Mirror: D30mm Lens: D25mm FL63.5 & 101.6mm
	First Mirror Base	MP09FS1MD30	Mirror: D30mm
	Second Mirror Base	MP09FS2MD30	Mirror: D30mm
G Series CO2 Laser Head With Water Cooling Interface 	CO2 Laser Head	MP15GSLLH	Mirror: D30mm Lens: D25mm FL63.5 & 101.6mm
	First Mirror Base	MP15GSLLM1	Mirror: D30mm
	Second Mirror Base	MP15GSLLM2	Mirror: D30mm
G Series Laser Head (For inner guide)	CO2 Laser Head	MP15GNDLH	Mirror: D30mm Lens: D25mm FL63.5 & 101.6mm
	First Mirror Base	MP15GNDLM1	Mirror: D30mm
	Second Mirror Base	MP15GNDLM2	Mirror: D30mm



G Series CO2 Laser Head Set (With Lens & Mirrors)	SKU	Specifications
Without Water Cooling Interface	MP09FSD25S1	Laser Head Set + 1pcs Lens & 3pcs Mirrors
With Water Cooling Interface	MP15GSLLHS	Laser Head Set + 1pcs Lens & 3pcs Mirrors

5.5 H Series

Laser Head Spare Parts	SKU	Model
	LH04HSHH1	Nozzle Connector For H Series Hybrid Laser Head H1
H Series Hybrid Laser Head	MP09FSHLHBA	H10
	MP09FSHLHBLK	H2B
	MP09FSHLHB	H2G
	NM155AFLH1	Non-meta Auto Focus Laser Head HN1
	MP09FSHLHBL	Limit For Cutting Head H2
	MP09JNHLHA01	H Series Hybrid Laser Head Lens Holder

	SKU	Specifications
	MP09FSHLHBSC	Metal Cutting Set C
	MP09FSHLHBSD	Metal Cutting Set D
	NM155CST43LH1	Non-metal Cutting System (CO2 Laser Head + RuidaLFS-ANM-T43)

5.6 Rotary Attachment

	SKU	Model	Carving Length
	MP09RA2P	Roller Rotation Axis with 2 phase Stepper Motor	300mm
	MP09RA3P	Roller Rotation Axis with 3 phase Stepper Motor	300mm
	MP09RB2P	Chuck Rotation Axis with 2 phase Stepper Motor	235mm
	MP09RB3P	Chuck Rotation Axis with 3 phase Stepper Motor	235mm
	MP09RB2PD100	Chuck Rotation Axis with 2 phase Stepper Motor	235mm

5.7 Red Pointer & Beam Combiner Base

Style	Name	SKU	Specifications
<p>Red Pointer & Base</p> 	Red Pointer	MP09RD10HQ	D10 x H35mm (Co2)
		MP09RD12HQ	12x40mm (Fiber)
	Battery Case	MP09RD10BC	(For red light)
	Red Dot Set	MP09RDS24S	Red Dot Base(24mm)+Red Pointer 10mm+Screws
		MP09RDS25S	Red Dot Base(25mm)+Red Pointer 10mm+Screws
	Red Dot Base	MP09RDB24	24mm(C Series)
		MP09RDB25	25mm(E Series)
	Red Pointer Base	MP09RD10M	General Holder
	Red Pointer Set	MP09RD10HQS1	Red Pointer + Red Pointer Base + Battery Case(Red Pointer)




5.8 Beam Combiner

Beam Combiner Mount	Name	SKU	Specifications
	Beam Combiner Mount	MP09LCBCB20	20mm
	Beam Combiner Mount	MP09LCBCB25	25mm
	Beam Combiner Set 20mm)	MP09LCBCS20S	Beam Combiner Base(20mm) + Beam Combiner (20mm) + Red Pointer 10mm
	Beam Combiner Set (25mm)	MP09LCBCS25S	Beam Combiner Base(25mm) + Beam Combiner (25mm) + Red Pointer 10mm
	E Series 1st Mirror Mount	MP09HQ1MC	Without Beam Combiner Lens
	E Series 1st Mirror Mount Set	MP09HQ1MCS1	With Beam Combiner Lens + Red Pointer


5.9 Upgrade / Replace Metal

		Short Nozzle	
		SKU	Model
	MP09JNG381N	N01F(M5) For D20-F38.1mm Lens	
	MP09JNG381	N01 For D20-F38.1mm Lens	
	MP09HQG381A	N02F(PT1/8) For D20-F38.1mm Lens	
	MP09HQG381	N02 For D20-F38.1mm Lens	
	MP09JNGB381A	N03 For D18-F38.1mm Lens (Black)	
	MP09JNGB381AF	03F For D18-F38.1mm Lens (Black) with Fitting	
	MP09JNGR381A	N03RF For D18-F38.1mm Lens (Red)	
	MP09JNGB381ALS1	N03FL For D18-F38.1mm Lens (Black) with Fitting and Lens	
	MP09CEN	N04 Compound Nozzle 18mm	
	MP09CEN01	N04F Compound Nozzle 18mm + 150mm Pipe	
	MP09CEN01LS	N04FL Compound Nozzle 18mm+ 150mm Pipe + Lens Set	



Lens Tube

	SKU	Focal Lens	Outer Diameter
C Series Lens Tube 	MP09JNLT	D20mm, FL50.8/63.5/101.6mm	24mm
E Series Lens Tube 	MP09E50LTV2	D20mm, FL50.8/63.5/101.6mm	25mm
T Series Lens Tube 	MP09T50LT	D20mm, FL50.8mm	20
L Series Lens Tube	MP09L63LT	63.5mm	16.3mm
O Series Lens Tube	MP09O50LT90	50.8mm	D21, L90mm
	MP09O50LT112	50.8mm	D21, L112mm
	MP09O50LT150	50.8mm	D21, L150mm

Elbow Fittings

	SKU	Model
	MP09PL601	PL6-01
	MP09PL6M5	PL6-M5


Lens Clamp Ring


	SKU	Model
	MP09JNCR	M22 Lens Clamp Ring
	MP09JNCRB	M22 Lens Clamp Ring (Oxidized Black)
	MP09RMPNM27	Reflective Mirror-Pressure Nut (Brass M27)
	MP09RMPNM28	Reflective Mirror-Pressure Nut (Brass M28)


Other Metal Spare Parts


	SKU	Model
Screws	MP09SM6X05	Screws for Mirror Mount M6x0.5mm L25mm
	MP09LSM6X05	Screws for Laser Head M6x0.5mm L25mm
	MP09LC18DTJG	Dimming Target (C/E Series Lens Tube) M22
	MP09LC18DT	Dimming Target (E Series Mirror Mount) M18
	MP09PMNRT	Pressure mirror nut-removal tool (for C/E series)

5.10 General Metal Parts

Motor Base		
	SKU	Model
	MP09MB42	NEMA17 42mm
	MP09MB57N23	NEMA23 57mm
	MP09MB86	NEMA34 86mm

Coupling			
	SKU	Name	Model
	MP09CP19270508	GL Coupling	GL-19X27-5X8
	MP09CP34451212	GL Coupling	GL-34X45-12X12

Auto Focus Sensor			
	SKU	Diameter	For Lens Tube
	MP09LC24ZFK	24mm	C Series
	MP09LC25ZFK	25mm	E Series

Guideway Carriage			
	SKU	Name	Model
	LG09PMIMSB15SN	PMI Linear Guideway Carriage	MSB15S-N

Stepper Motor Reducer

	SKU	Model
	MP09MB57H38	Nema23 38-Teeth
	MP09MB57H60	Nema23 60-Teeth
	MP09MB57H72	Nema34 72-Teeth

6. Metal Parts Set

6.1 C Series Metal Set




Name	Number	SKU	Model	Quantity
	1	MP09JNMB57	Motor Base 57 Series	2Pcs
C Series Mechanical Set	2	LB12HTD3M300W15	3M Loop Belts 3M-300-15	2Pcs
		LB12HTD3M336W15	3M Loop Belts 3M-336-15	2Pcs
	3	MP09JNMP8H	Metal Plate (8 Hole)	4Pcs
		MP09JNMP2H	Metal Plate (2 Hole)	2Pcs
	4	MP09JNH508	Laser Head Set (50.8 or 63.5)	1Set
	5	MP09JNBF15	HTD15mm Belt Fastener	2Pcs
	6	TP123MT24H8B	Synchronous Gear 6.3/ 8(Default) /12mm	2Pcs
	7	MP09CP19270508	GL-19X27-5X8	2Pcs
	8	MP09JNXTB43	X-Axis Tensioner Base-43JN	1Set
		MP09JNYTB48	Y-Axis Tensioner Base-48JN	2Set
	9	MP09JNY31RGB12	Y-Axis 3:1 Reduction Gear Base Shaft 12mm	1Set
	10(only one)	MP09JNX31RGB	X-Axis 3:1 Reduction Gear Base	1Set
		MP09JNX21RGB	X-Axis 2:1 Reduction Gear Base	1Set
	11	MP09JNYGB12	Y-Axis Gear Base Shaft 12mm	1Set
	12	LTH07YL01	Laser Tube Holder Dia.50~80mm	2Pcs
	-	MP09JN01S	C Series Whole Mechanical Set	1Set
	-	MP09JN02S	C Series Whole Mechanical Set(2 head)	1Set
	-	MP09JN01AS	C Series Whole Mechanical Set(A)	1Set
-	MP09JN01BS	C Series Gear Base Set(B)	1Set	

6.2 E Series Metal Set



Name	Number	SKU	Model	Quantity
E Series Mechanical Set	1	MP09LCMB57	Motor Base 57 Series	2 Pcs
	3	MP09LCMP8H	Metal Plate (8 Hole)	4Pcs
	2	LB12HTD3M300W15	3M Loop Belts 3M-300-15	2Pcs
		LB12HTD3M336W15	3M Loop Belts 3M-336-15	2Pcs
	4	MP09HQLPS	Laser Head Set F50.8/63.5/101.6mm	1Set
	5	MP09LCBF15	HTD15mm Belt Fastener	4Pcs
	6	TP123MT24H8B	Synchronous Gear 6.3/ 8(Default) /12mm	2Pcs
	7	MP09CP34451212	GL-34X45-12X12	2Pcs
	8	MP09LCXGB	X-Axis Gear Base	1Set
	9	MP09LCX31RGB	X-Axis 3:1 Reduction Gear Base	1Set
	10	MP09LCYGB	Y-Axis Gear Base	2Set
	11	MP09LCY31RGB12	Y-Axis 3:1 Reduction Gear Box (12mm)	1Set
	12	MP09LCYGB12	Y-Axis Gear Base (12mm)	1Set
	13	LTH07YL01	Laser Tube Holder Dia.50~80mm	2Pcs
	-	MP09LCRS	Rail Stop	3Pcs

6.3 Mechanical Components



Name	SKU	Model	Quantity
Mechanical Set (Large Size)	MP09LC02S1A	Mechanical Set (Large Size) 1 Motor 1 Head	1Set
	MP09LC02S2A	Mechanical Set (Large Size) 1 Motor 2 Head	1Set



6.4 Lifting Set





Name	SKU	Model	Quantity																																	
Lift Metal Parts A	MP09LS57H860A1	<table border="1"> <thead> <tr> <th>Number</th> <th>Name</th> <th>Amount</th> </tr> </thead> <tbody> <tr> <td>1</td> <td>Ballscrews for Lift (with Ball Nut)</td> <td>4</td> </tr> <tr> <td>2</td> <td>Lift Motor Base</td> <td>2</td> </tr> <tr> <td>3</td> <td>Lift Bearing Block</td> <td>8</td> </tr> <tr> <td>4</td> <td>Lift Reduction Gear Base</td> <td>2</td> </tr> <tr> <td>5</td> <td>Working Table Holder</td> <td>4</td> </tr> <tr> <td>6</td> <td>Timing Pulley</td> <td>4</td> </tr> <tr> <td>7</td> <td>Loop Belt HTD-3M-1569</td> <td>2</td> </tr> <tr> <td>8</td> <td>Stepper Motor 57HS22-A (Single)</td> <td>2</td> </tr> <tr> <td>9</td> <td>Stepper Motor Driver DMA860H</td> <td>1</td> </tr> <tr> <td>10</td> <td>Synchronous Gear (24 teeth bore 8)</td> <td>2</td> </tr> </tbody> </table>	Number	Name	Amount	1	Ballscrews for Lift (with Ball Nut)	4	2	Lift Motor Base	2	3	Lift Bearing Block	8	4	Lift Reduction Gear Base	2	5	Working Table Holder	4	6	Timing Pulley	4	7	Loop Belt HTD-3M-1569	2	8	Stepper Motor 57HS22-A (Single)	2	9	Stepper Motor Driver DMA860H	1	10	Synchronous Gear (24 teeth bore 8)	2	1Set
Number	Name	Amount																																		
1	Ballscrews for Lift (with Ball Nut)	4																																		
2	Lift Motor Base	2																																		
3	Lift Bearing Block	8																																		
4	Lift Reduction Gear Base	2																																		
5	Working Table Holder	4																																		
6	Timing Pulley	4																																		
7	Loop Belt HTD-3M-1569	2																																		
8	Stepper Motor 57HS22-A (Single)	2																																		
9	Stepper Motor Driver DMA860H	1																																		
10	Synchronous Gear (24 teeth bore 8)	2																																		
Lift Metal Parts B (Add motor)	MP09LS57H860A	<table border="1"> <thead> <tr> <th>Number</th> <th>Name</th> <th>Amount</th> </tr> </thead> <tbody> <tr> <td>1</td> <td>Ballscrews for Lift (with Ball Nut)</td> <td>4</td> </tr> <tr> <td>2</td> <td>Lift Motor Base</td> <td>2</td> </tr> <tr> <td>3</td> <td>Lift Bearing Block</td> <td>8</td> </tr> <tr> <td>4</td> <td>Lift Reduction Gear Base</td> <td>2</td> </tr> <tr> <td>5</td> <td>Working Table Holder</td> <td>4</td> </tr> <tr> <td>6</td> <td>Timing Pulley</td> <td>4</td> </tr> <tr> <td>7</td> <td>Loop Belt HTD-3M-1569</td> <td>2</td> </tr> <tr> <td>8</td> <td>Stepper Motor 57HS22-A (Single)</td> <td>2</td> </tr> <tr> <td>9</td> <td>Stepper Motor Driver DMA860H</td> <td>1</td> </tr> <tr> <td>10</td> <td>Synchronous Gear (24 teeth bore 8)</td> <td>2</td> </tr> </tbody> </table>	Number	Name	Amount	1	Ballscrews for Lift (with Ball Nut)	4	2	Lift Motor Base	2	3	Lift Bearing Block	8	4	Lift Reduction Gear Base	2	5	Working Table Holder	4	6	Timing Pulley	4	7	Loop Belt HTD-3M-1569	2	8	Stepper Motor 57HS22-A (Single)	2	9	Stepper Motor Driver DMA860H	1	10	Synchronous Gear (24 teeth bore 8)	2	1Set
Number	Name	Amount																																		
1	Ballscrews for Lift (with Ball Nut)	4																																		
2	Lift Motor Base	2																																		
3	Lift Bearing Block	8																																		
4	Lift Reduction Gear Base	2																																		
5	Working Table Holder	4																																		
6	Timing Pulley	4																																		
7	Loop Belt HTD-3M-1569	2																																		
8	Stepper Motor 57HS22-A (Single)	2																																		
9	Stepper Motor Driver DMA860H	1																																		
10	Synchronous Gear (24 teeth bore 8)	2																																		

7. CO2 Guide Rail Set



7.1 Linear Guides Set

	SKU	X Axis	Y Axis	Number of Laser Head
<p data-bbox="237 669 483 698">Linear Guideways Set</p> <p data-bbox="300 714 421 743">Single Head</p>  <p data-bbox="295 1048 426 1077">Double Head</p> 	MP09LGS4060H1S	400mm	600mm	1
	MP09LGS6040H1S	600mm	400mm	1
	MP09LGS6090H1S	600mm	900mm	1
	MP09LGS9060H1S	900mm	600mm	1
	MP09LGS1390H1S	1300mm	900mm	1
	MP09LGS1410H1S	1400mm	1000mm	1
	MP09LGS0913H1S	900mm	1300mm	1
	MP09LGS1060H1S	1000mm	600mm	1
	MP09LGS1080H1S	1000mm	800mm	1
	MP09LGS1325H1S	1300mm	250mm	1
	MP09LGS1412H1S	1400mm	1200mm	1
	MP09LGS1513H1S	1500mm	1300mm	1
	MP09LGS1515H1S	1500mm	1500mm	1
	MP09LGS1616H1S	1600mm	1600mm	1
	MP09LGS1612H1S	1600mm	1200mm	1
	MP09LGS2520H1S	250mm	200mm	1
	MP09LGS5030H1S	500mm	300mm	1
	MP09LGS6060H1S	600mm	600mm	1
	MP09LGS7050H1S	700mm	500mm	1
	MP09LGS9060H2S	900mm	600mm	2
MP09LGS1410H2S	1400mm	1000mm	2	
MP09LGS1610H2S	1600mm	900mm	2	
\	Size can be customized		\	



7.2 Inner Sliding Rail

	SKU	X Axis	Y Axis	Number of Laser Head
<p>Inner Sliding Rail Single Head</p>  <p>Double Head</p> 	MP09ISR4060H1S	400mm	600mm	1
	MP09ISR6040H1S	600mm	400mm	1
	MP09ISR6090H1S	600mm	900mm	1
	MP09ISR6161H1S	610mm	610mm	1
	MP09ISR9060H1S	900mm	600mm	1
	MP09ISR1390H1S	1300mm	900mm	1
	MP09ISR1390H2S	1300mm	900mm	2
	MP09ISR1410H1S	1400mm	1000mm	1
	MP09ISR1490H1S	1400mm	900mm	1
	MP09ISR1690H1S	1600mm	900mm	1
	MP09ISR1616H1S	1600mm	1600mm	1
	MP09ISR1610H2S	1600mm	1000mm	2
	MP09ISR1612H2S	1600mm	1200mm	2
	MP09ISR0913H1S	900mm	1300mm	1
	MP09ISR1060H1S	1000mm	600mm	1
	MP09ISR1410LG	1400mm	1000mm	Customized
	MP09ISR1210H1S	1200mm	1000mm	1
	MP09ISR1080H1S	1000mm	800mm	1
	MP09ISR1280H1S	1200mm	800mm	1
	MP09ISR1610H1S	1600mm	1000mm	1
	MP09ISR1612H1S	1600mm	1200mm	1
	MP09ISR125125H1S	1250mm	1250mm	1
	MP09ISR1070H1S	1000mm	700mm	1
	MP09ISR6651H1S	660mm	510mm	1
	MP09ISR1212H1S	1200mm	1200mm	1
	MP09ISR9060H2S	900	600	2
	MP09ISR1410H2S	1400	1000	2
	MP09ISR152152H1S	1520	1520	1
MP09ISR135106H1S	1350	1060	1	
MP09ISR1690H2S	1600	900	2	
\	Size can be customized		\	

7.3 External Slide Guide

 <p>Outer Sliding Rail Single Head</p>	SKU	X Axis	Y Axis	Number of Laser Head
	 <p>Double Head</p>	MP09ESG4060H1S	400mm	600mm
MP09ESG6040H1S		600mm	400mm	1
MP09ESG6090H1S		600mm	900mm	1
MP09ESG9060H1S		900mm	600mm	1
MP09ESG1390H1S		1300mm	900mm	1
MP09ESG1410H1S		1400mm	1000mm	1
MP09ESG1690H1S		1600mm	900mm	1
MP09ESG1616H1S		1600mm	1600mm	1
MP09ESG1280H1S		1200mm	800mm	1
MP09ESG1610H1S		1600mm	1000mm	1
MP09ESG2030H1S		200mm	300mm	1
MP09ESG3050H1S		300mm	500mm	1
MP09ESG5030H1S		500mm	300mm	1
MP09ESG1410H2S		1400mm	1000mm	2
MP09ESG1610H2S		1600mm	1000mm	2
MP09ESG1612H2S		1600mm	1200mm	2
\	Size can be customized		\	

7.4 Table machine track

 <p>Inner Sliding Rail</p>	SKU	X Axis	Y Axis	Number of Laser Head
		GD174TMJ5030	500mm	300mm
GD174TMJ6040		600mm	400mm	1 (With Lens)
GD174TMJ5030J		500mm	300mm	1 (Without Lens)
GD174TMJ6040J		600mm	400mm	1 (Without Lens)
\		Size can be customized		\

7.5 Double Beams Rail

Double Beams Rail	SKU	X Axis	Y Axis	Number of Laser Head
	MP09SHL6040H1S	600mm	400mm	1
	MP09SHL9060H1S	900mm	600mm	1
	MP09SHL1390H1S	1300mm	900mm	1
	MP09SHL1390H2S	1300mm	900mm	2
	MP09SHL1410H1S	1400mm	1000mm	1
	MP09SHL1610H2S	1600mm	1000mm	2
	MP09SHL1616H1S	1600mm	1600mm	1
	\	Size can be customized		\

7.6 Hybrid Rail

Hybrid Rail	SKU	X Axis	Y Axis	Number of Laser Head
	MP09LGS1814H2S	1800mm	1400mm	2
	\	Size can be customized		\

8. Honeycomb and Blade


8.1 Honeycomb




Size can be customized

SKU	Length	Width	Bore Diameter
	mm	mm	mm
HC14C200X300H5	200	300	5.5
HC14C200X300H7	200	300	7.5
HC14C200X300H9	200	300	9.5
HC14C250X350H5	250	350	5.5
HC14C250X350H7	250	350	7.5
HC14C250X350H9	250	350	9.5
HC14C300X400H5	300	400	5.5
HC14C300X400H7	300	400	7.5
HC14C300X400H9	300	400	9.5
HC14C300X500H5	300	500	5.5
HC14C300X500H7	300	500	7.5
HC14C300X500H9	300	500	9.5
HC14C400X600H5	400	600	5.5
HC14C400X600H7	400	600	7.5
HC14C400X600H9	400	600	9.5
HC14C470X630H5	470	630	5.5
HC14C470X630H7	470	630	7.5
HC14C470X630H9	470	630	9.5
HC14C530X640H10	530	640	10
HC14C600X900H5	600	900	5.5
HC14C600X900H7	600	900	7.5
HC14C600X900H9	600	900	9.5
HC14C1200X900H5	1200	900	5.5
HC14C1200X900H7	1200	900	7.5
HC14C1200X900H9	1200	900	9.5
HC14C1200X900H25	1200	900	25
HC14C1350X930H5	1350	930	5.5
HC14C1350X930H7	1350	930	7.5
HC14C1350X930H9	1350	930	9.5
HC14C1350X930H12	1350	930	12

8.2 Blade


 <p>Size can be customized</p>	Blade		
	SKU	Model	Specifications
	MP09B515A	Type A	5x15mm
	MP09B830B	Type B	8x30mm
	MP09B2030C	Type C	20x30mm
	Blade Holder		
	SKU	Model	Specifications
MP09BH32B	Blade Holder for Type B	Center distance 32mm	
MP09BH40B		Center distance 40mm	

8.3 Blade Suit


 <p>Size can be customized</p>	SKU	Model	Specifications
	MP09BS9060	Type 9060	900mm×600mm
	MP09BS1390	Type 1390	1300mm×900mm
	MP09BS1410	Type 1410	1400mm×1000mm
	MP09BS1610	Type 1610	1600mm×1000mm
	MP09BS1690	Type 1690	1600mm×900mm
	MP09BS1260	Type 1260	1200mm×600mm
	MP09BS1363	Type 1363	1300mm×630mm
	MP09BS1462	Type 1462	1400mm×620mm
	MP09BS1510	Type 1510	1500mm×1000mm
	MP09BS1616	Type 1616	1600mm×1600mm
	MP09BS1620	Type 1620	1600mm×2000mm
	MP09BS1712	Type 1712	1700mm×1200mm
	MP09BS7050	Type 7050	700mm×500mm
MP09BS7360	Type 7360	730mm×600mm	

9. Timing Belt Gears


9.1 Loop Belt

	HTD 3M Loop Belt				
SKU	Model	Perimeter	Width	Pitch	Material
		mm	mm	mm	
LB12HTD3M225W10	3M-225-10	225	10	3	Neoprene Rubber with Fiberglass Core
LB12HTD3M225W15	3M-225-15	225	15	3	
LB12HTD3M228W10	3M-228-10	228	10	3	
LB12HTD3M228W15	3M-228-15	228	15	3	
LB12HTD3M240W10	3M-240-10	240	10	3	
LB12HTD3M240W15	3M-240-15	240	15	3	
LB12HTD3M255W15	3M-255-15	255	15	3	
LB12HTD3M267W10	3M-267-10	267	10	3	
LB12HTD3M267W15	3M-267-15	267	15	3	
LB12HTD3M276W15	3M-267-15	276	15	3	
LB12HTD3M300W15	3M-300-15	300	15	3	
LB12HTD3M324W15	3M-324-15	324	15	3	
LB12HTD3M330W15	3M-330-15	330	15	3	
LB12HTD3M336W15	3M-336-15	336	15	3	
LB12HTD3M354W15	3M-354-15	354	15	3	
LB12HTD8M1456W40	8M-1456-40	1456	40	8	

9.2 Timing Belt


	Timing Belt					
SKU	Model	Width	Length	Material		
		mm	m			
TB12HTD3M5	HTD3M-5	5	1	Rubber With Fiberglass		
TB12HTD3M12	HTD3M-12	12				
TB12HTD3M10	HTD3M-10	10				
TB12HTD3M15	HTD3M-15	15				
TB12HTD3M20	HTD3M-20	20				
TB12HTD3M25	HTD3M-25	25				
TB12HTD3M30	HTD3M-30	30				
TB12HTD3M40	HTD3M-40	40				
TB12HTD5M5	HTD5M-5	5				
TB12HTD5M10	HTD5M-10	10				
TB12HTD5M15	HTD5M-15	15				
TB12HTD5M20	HTD5M-20	20				
TB12HTD5M25	HTD5M-25	25				
TB12HTD5M30	HTD5M-30	30				
TB12HTD5M40	HTD5M-40	40				
TB12MXL5	MXL-5	5				
TB12MXL10	MXL-10	10				
TB12MXL15	MXL-15	15				
TB12HTD3M15L10S	HTD3M-15(10m)	15			10	Rubber With Fiberglass
TB12HTD3M20L10S	HTD3M-20(10m)	20				
TB12HTD3M30L10S	HTD3M-30(10m)	30				
TB12HTD5M15L10S	HTD5M-15(10m)	15				
TB12HTD5M20L10S	HTD5M-20(10m)	20				
TB12HTD5M25L10S	HTD5M-25(10m)	25				
TB12HTD5M30L10S	HTD5M-30(10m)	30				
TB12HTD5M40L10S	HTD5M-40(10m)	40				

9.3 Timing Pulley

		HTD 3M Timing Pulley	
SKU	Model	Diameter	Screws
TP123MT20H8A	20 Teeth Bore	8mm	M5
TP123MT24H635A	24 Teeth Bore	6.35mm	
TP123MT24H8A	24 Teeth Bore	8mm	
TP123MT24H12A	24 Teeth Bore	12mm	
TP123MT20H635B	20 Teeth (with Edge)	6.35mm	
TP123MT20H8B	20 Teeth (with Edge)	8mm	
TP123MT20H12B	20 Teeth (with Edge)	12mm	
TP123MT24H635B	24 Teeth (with Edge)	6.35mm	
TP123MT24H8B	24 Teeth (with Edge)	8mm	
TP123MT24H12B	24 Teeth (with Edge)	12mm	
TP12T20H8A	20 Teeth(Copper)	8mm	OEM
TP12OEMT24A	24 Teeth		
TP12OEMT48A	48 Teeth		

10. Cable Chains

10.1 Bridge Type Non-opening

	Bridge Type Non-opening					
SKU	Model	Inner Height	Inner Width	Outer Height	Outer Width	Bending Radius
		mm	mm	mm	mm	mm
CC11C10Q15BR18	C10.Q.15B.R18	10	15	18	23	18
CC11J07Q07BR15	J07Q.1.07B.R15	7	7	10	12	15
CC11J07Q07BR28	J07Q.1.07B.R28	7	7	10	12	28
CC11J10Q10BR18	J10Q.1.10B.R18	10	10	14	18	18
CC11J10Q10BR28	J10Q.1.10B.R28	10	10	14	18	28
CC11J10Q15BR18	J10Q.1.15B.R18	10	15	15	23	18
CC11J10Q15BR28	J10Q.1.15B.R28	10	15	15	23	28
CC11J10Q15BR38	J10Q.1.15B.R38	10	15	15	23	38
CC11J10Q20BR18	J10Q.1.20B.R18	10	20	15	28	18
CC11J10Q20BR28	J10Q.1.20B.R28	10	20	15	28	28
CC11J15Q20BR28	J15Q.1.20B.R28	15	20	20	29	28
CC11J15Q20BR38	J15Q.1.20B.R38	15	20	20	29	38
CC11J15Q30BR28	J15Q.1.30B.R28	15	30	20	39	28
CC11J18Q25BR28	J18Q.1.25B.R28	18	25	23	48	28
CC11J18Q25BR38	J18Q.1.25B.R38	18	25	23	48	38
CC11J18Q25BR48	J18Q.1.25B.R48	18	25	23	48	48
CC11J18Q25BR75	J18Q.1.25B.R75	18	25	23	48	75
CC11J18Q37BR28	J18Q.1.37B.R28	16	37	23	48	28
CC11J18Q37BR38	J18Q.1.37B.R38	16	37	23	48	38
CC11J18Q37BR48	J18Q.1.37B.R48	16	37	23	48	48
CC11J18Q37BR75	J18Q.1.37B.R75	16	37	23	48	75

10.2 Semi-enclosed Interior Opening




Semi-enclosed Interior Opening


SKU	Model	Inner Height	Inner Width	Outer Height	Outer Width	Bending Radius
		mm	mm	mm	mm	mm
CC11J15BF15NR28	J15BF.1.15N.R28	15	15	20	23	28
CC11J15BF20NR28	J15BF.1.20N.R28	15	20	20	29	28
CC11J15BF20NR38	J15BF.1.20N.R38	15	20	20	29	38
CC11J15BF30NR28	J15BF.1.30N.R28	15	30	20	39	28
CC11J15BF30NR38	J15BF.1.30N.R38	15	30	20	39	38
CC11J15BF30NR48	J15BF.1.30N.R48	15	30	20	39	48
CC11J15BF40NR28	J15BF.1.40N.R28	15	40	20	49	28
CC11J15BF40NR38	J15BF.1.40N.R38	15	40	20	49	38
CC11J15BF40NR48	J15BF.1.40N.R48	15	40	20	49	48
CC11J15BF50NR28	J15BF.1.50N.R28	15	50	20	59	28
CC11J15BF50NR38	J15BF.1.50N.R38	15	50	20	59	38
CC11J15BF50NR48	J15BF.1.50N.R48	15	50	20	59	48
CC11J18BF18NR28	J18BF.1.18N.R28	18	18	23.5	29	28
CC11J18BF18NR38	J18BF.1.18N.R38	18	18	23.5	29	38
CC11J18BF18NR48	J18BF.1.18N.R48	18	18	23.5	29	48
CC11J18BF25NR28	J18BF.1.25N.R28	18	25	23.5	36	28
CC11J18BF25NR38	J18BF.1.25N.R38	18	25	23.5	36	38
CC11J18BF25NR48	J18BF.1.25N.R48	18	25	23.5	36	48
CC11J18BF25NR60	J18BF.1.25N.R60	18	25	23.5	36	60
CC11J18BF25NR75	J18BF.1.25N.R75	18	25	23.5	36	75
CC11J18BF37NR28	J18BF.1.37N.R28	18	37	23.5	49	28
CC11J18BF37NR38	J18BF.1.37N.R38	18	37	23.5	49	38
CC11J18BF37NR48	J18BF.1.37N.R48	18	37	23.5	49	48
CC11J18BF37NR75	J18BF.1.37N.R75	18	37	23.5	49	75
CC11J18BF50NR28	J18BF.1.50N.R28	18	50	23.5	61	28
CC11J18BF50NR38	J18BF.1.50N.R38	18	50	23.5	61	38
CC11J18BF50NR48	J18BF.1.50N.R48	18	50	23.5	61	48
CC11J18BF50NR75	J18BF.1.50N.R75	18	50	23.5	61	75


11. CO2 Chiller and Accessories



11.1 CR Series

	SKU	Model	Voltage	Compressor Power		Refrigeration Capacity			Pump Power	Max. Lift	Max. Flow
				KW	HP	Btu/h	KW	Kcal/h	KW	M	L/min
CR Chiller 	IC11CR3000AG	CW-3000AG	1P 220V 50/60Hz	-	-	-	-	-	0.03	10	10
	IC11CR3000DG	CR-3000DG	1P 110V 50/60Hz	-	-	-	-	-	0.03	10	10
	IC11CR5000AG	CR-5000AG	1P 220V 50Hz	0.32	0.43	2763	0.81	696	0.03	10	10
	IC11CR5000DG	CR-5000DG	1P 110V 60Hz	0.38	0.51	2893	0.85	729	0.03	10	10
	IC11CR5200AHB	CR-5200AH	1P 220V 50Hz	0.59	0.80	5783	1.70	1475	0.05	12	13
	IC11CR5200DH	CR-5200DH	1P 110V 60Hz	0.60	0.81	5596	1.64	1410	0.05	12	13
	IC11CR5202AH	CR-5202AH	1P 220V 50Hz	0.59	0.80	5783	1.70	1475	0.05	12	13
	IC11CR5202DH	CR-5202DH	1P 110V 60Hz	0.60	0.81	5596	1.64	1410	0.05	12	13



11.2 S&A Series

	SKU	Model	Voltage	Compressor Power		Refrigeration Capacity			Pump Power	Max.Lift	Max.Flow
				KW	HP	Btu/h	KW	Kcal/h	KW	M	L/min
S&A Chiller 	IC13CW3000AG	CW3000AG	AC220-240V	-	-	-	-	-	0.03	10	10
	IC13CW3000DG	CW3000DG	AC100-120V	-	-	-	-	-	0.03	10	10
	IC13CW3000TG	CW-3000TG	AC220-240V	-	-	-	-	-	0.03	10	10
	IC13CW5000DG	CW5000DG	AC 1P 110V	0.38	0.51	2893	0.85	729	0.03	10	10
	IC13CW5000TG	CW-5000TG	AC220-240V	0.37	0.50	3481	1.02	877	0.03	10	10
	IC13CW5200DH	CW5200DH	AC 1P 110V	0.60	0.81	5596	1.64	1410	0.05	12	13
	IC13CW5200TH	CW-5200TH	AC220-240V	0.57	0.77	5797	1.70	1465	0.05	12	13
	IC13CW5202AH	CW5202AH	AC 1P 220V	0.59	0.80	5783	1.70	1457	0.05	12	13
	IC13CW5202DH	CW5202DH	AC 1P 110V	0.60	0.81	5596	1.64	1410	0.05	12	13
	IC13CW5202TH	CW-5202TH	AC220-240V	0.57	0.77	5797	1.70	1465	0.05	12	13
	IC13CW5300AH	CW5300AH	AC 1P 220V	0.80	1.09	7950	2.33	2003	0.05	12	13
	IC13CW5300AI	CW5300AI	AC 1P 220V	0.80	1.09	7950	2.33	2003	0.1	25	16
	IC13CW5300AN230	CW5300AN230	AC 1P 220V	0.80	1.09	7950	2.33	2003	0.37	28	70
	IC13CW6000AH	CW6000AH	AC 1P 220V	0.965	1.28	10286	3.015	2592	0.05	12	13
	IC13CW6000AN230	CW6000AN230	AC 1P 220V	0.965	1.28	10286	3.015	2592	0.37	28	70
	IC13CW6000BH	CW-6000BH	AC 1P 220V	1.05	1.43	10611	3.11	2674	0.05	12	13
	IC13CW6000BN230	CW-6000BN230	AC 1P 220V	1.05	1.43	10611	3.11	2674	0.37	28	70
	IC13CW6100AN230	CW6100AN230	AC 1P 220V	1.36	1.84	14126	4.14	3719	0.37	28	70
	IC13CW6200AN230	CW6200AN230	AC 1P 220V	1.73	2.35	17623	5.17	4441	0.37	28	70
	IC13CW6200AI	CW6200AI	AC 1P 220V	1.73	2.35	17623	5.17	4441	0.1	25	16
IC13CW6200AN230	CW6200AN230	AC 1P 220V	1.73	2.35	17623	5.17	4441	0.37	28	70	
IC13CW6200BN230	CW6200BN230	AC 1P 220V	1.69	2.30	17145	5.03	4320	0.37	28	70	

S&A Water Pump 	SKU	Model	Voltage	Power	Flow Rate	Applications
	IC13P2430	P2430	DC24V	25W	8.5	CW3000 AG/DG
	IC13P2450	P2450	DC24V	50W	13	CW5000/5200 AG/DG/AH/DH
	IC13P24100	P24100	DC24V	100W	16	CW5000/5200 AI/DI


Accessories	SKU	Model	Output Voltage	Output Current	Input	For S&A Water Pump
	IC13SA24SPS16	GM120-2400500-D	24V	5.0A	100-240V 50/60Hz 2.5A	P24100
	IC13SA24SPS02	GM48-24000-D	24V	2.0A	100-240V 50/60Hz 1.5A	P2450
	IC13SA24SPS05	GM42-240160-D	24V	1.6A	100-240V 50/60Hz 1.6A	P2430
Water Flow Sensor	SKU	Model	Alarm Value	Water Pressure	For S&A Chiller	
	IC13SASP3HL30	HL-30	30 L/h	≤1.75 Mpa	3000/5000/5200 Series	

11.3 Water Pump

	SKU	Voltage	Power	Flow Rate/Qmax	Pressure/Hmax
	WP13C80WA	AC 220V/50Hz	80W	3500 L/H	3.5 Meters
	WP13C100WA	AC 220V~ 240V 50Hz	95W	4500 L/H	4.5 Meters




12. Universal accessories

12.1 Air Compressor




	SKU	Model	Power	Voltage	Output	Pressure
	AC13HLACO208	ACO-208	25W	220-240V	35L/min	> 0.015Mpa
	AC13HLACO308	ACO-308	30W	220-240V	45L/min	> 0.018Mpa
	AC13HLACO318	ACO-318	45W	220-240V	60L/min	> 0.012Mpa
	AC13HLACO328	ACO-328	60W	220-240V	70L/min	> 0.03Mpa
	AC13HLACO388D	ACO-388D	85W	220-240V	80L/min	> 0.03Mpa
	AC13HLACO009D	ACO-009D	135W	220-240V	120L/min	> 0.035Mpa
	AC13HLACO009D1	ACO-009D1	135W	110V	120L/min	> 0.035Mpa
	AC13HLACO009E	ACO-009E	160W	220-240V	140L/min	> 0.035Mpa
	AC13HLACO300A	ACO-300A	280W	220-240V	240L/min	> 0.04Mpa
	AC13HLACO380	ACO-380	380W	220-240V	250L/min	> 0.04Mpa
	AC13HLACO500	ACO-500	500W	220-240V	280L/min	> 0.045Mpa

Tip: The 110-120V Air Compressors can be customized.

12.2 Industrial Fan

	SKU	Power	Voltage	Full Pressure	Discharge
	IF13YQ550W146A1	550W	110V	1.7Kpa	18m3/min
	IF13C550W146A	550W	220V/380V	1.7Kpa	18m3/min
	IF13YQ750W146A1	750W	110V	1.9Kpa	20m3/min
	IF13C750W146A	750W	220V/380V	1.9Kpa	20m3/min
	IF13YQ550W146A	550W	220V	1.7Kpa	18m3/min
	IF13YQ750W146A	750W	220V	1.9Kpa	20m3/min
Ventilation Pipe 	SKU	Diameter		Length	
	EP13F150X15B	150mm		1.5m	
	EP13F150X20B	150mm		2.0m	
Hoop 	EP13F150X15KG	80-175mm		-	

12.3 Power Meter

	SKU	Model	Power Range	Minimum Resolution	Light Sensitive Area	Wavelength Calibration
	PW13YLHLP200	HLP-200	0-200W	0.1W	Φ20mm	10.6μm
	PW13YLHLP200B	HLP-200B B8006	0-200W	0.1W	Φ20mm	
	PW13YLYLS3	YL-S-3	0-200W	0.1W	Φ28mm	


12.4 CO2 Safety Goggles

Style	SKU	Typical Wavelength
Style A 	SG13CO2M2	10.6μm
Style B 	SG13CO2M3	10.6μm
Style C 	SG13CO2M4	10.6μm
Style D 	SG13CO2M5	10.6μm
Style C (New) 	SG13CO2M4N	10.6μm
SG13CO2M6	SG13CO2M6	10.6μm



12.5 Water Flow Switch

	SKU	Model	Quantity
	WFS13HT30	-	1PCS
	WFS13PH08	8mm	2PCS
	WFS13PH10	10mm	2PCS
	WFS13PH12	12mm	2PCS
	WFS13HT3008S	8mm	1PCS
	WFS13HT3010S	10mm	1PCS
	WFS13HT3012S	12mm	1PCS
	WFS13PH08A	8mm	1Set
	WFS13PH10A	10mm	1Set
	WFS13PHSJT	-	-


12.6 EMI Filter



	SKU	Model	Rated Voltage	Rated Current	Operating Frequency
	EF13CW10AT	CW4L2-10A-T	115/250V AC	10A	50/60 Hz
	EF13CW20AT	CW4L2-20A-T	115/250V AC	20A	50/60 Hz

12.7 Ammeter

	SKU	Model	Specifications
	AM13H30	30mA	63.5×55.5×47.5mm
	AM13H50	50mA	63.5×55.5×47.5mm
	AM13H50LED	50mA (Digital Ammeter)	78.5×42.5×13mm










12.8 Switch Power Supply

Meanwell Series	SKU	Model	Power
	SPS06MRS155	MW RS-15-5 (5V 3A)	15W
	SPS06BIRM202	IRM-20-2	20W
	SPS06MLRS355	MW LRS-35-5	35W
	SPS06MLRS505	MW LRS-50-5	50W
	SPS06MLRS5012	MW LRS-50-12	50W
	SPS06MLRS5024	MW LRS-50-24	50W
	SPS06MLRS5036	MW LRS-50-36	50W
	SPS06MLRS5048	MW LRS-50-48	50W
	SPS06MLRS7505	LRS-75-5	75W
	SPS06MLRS7512	LRS-75-12	75W
	SPS06MLRS7524	LRS-75-24	75W
	SPS06BLRS1002	LRS-100-2	100W
	SPS06MNES1505	MW NES-150-5	150W
	SPS06MRS1505	MW RS-150-5	150W
	SPS06MLRS2005	LRS-200-5	200W
	SPS06MLRS20012	LRS-200-12	200W
	SPS06MLRS20024	LRS-200-24	200W
	SPS06MLRS20036	LRS-200-36	200W
	SPS06MLRS20048	LRS-200-48	200W
	SPS06MLRS3505	LRS-350-5	350W
	SPS06MLRS35012	LRS-350-12	350W
	SPS06MLRS35024	LRS-350-24	350W
	SPS06MLRS35036	LRS-350-36	350W
	SPS06MLRS35048	LRS-350-48	350W
	SPS06MWSE100048	SE-1000-48V	1000W
	SPS06MWSE60048	SE-600-48V	600W



GuanYang Series	SKU	Model	Power
	SPS06GY400W	GY400W 40V 10A	400W
	SPS06GY800W	GY800W 70V 12A	800W

	SKU	Model	Power
GuanYang Series	SPS06TL350S24	TL-350S-24	350W
Leadshine Series	PS06LSP40060	LSP-400-60	400W
	PS06LSP36048	LSP-360-48	360W

12.9 Ultimate Air Assist Solution

	SKU	Model
   Finder Relay Push Fitting Ball Valve Pneumatic Solenoid Valve    Fittings Flow restrictor Switch DSST    T pipe connector 6P plug terminal block Diode (2Pcs)	UAAS13R01S	Full Set

12.10 Fume Extraction System




	SKU	Model	Specifications
	FES110AD350	AD 350	600×410×470mm
	FES110AD3ACCESS	AD Access	510×340×320mm

12.11 Relay

Name	SKU	Model
Solid-State Relay	SSR110CDG1DD10A	CDG1-1DD/10A

13. Installation materials


13.1 Switch

	Name	SKU	Model
	Proximity Sensor	PS13OPL05N	OMCH PL-05N
		PS13OPL05P	PL-05P
		PS13OPL05NQ10P	OMCH PL-05N (10 Pieces/Box)
	Micro Switch	MS13CCMV103D	CNTD CMV103D
		MS13CCMV103DQ10P	CNTD CMV103D (10 Pieces/Box)
	Emergency Stop	ES13CNP2NC	CHNT NP2 NC


13.2 Bearing

	SKU	Model	Specifications
	UB13SG10	SG10	4×13×6×8.2mm
	UB13SG15	SG15	5×17×8×9.75mm
	UB13SG20	SG20	6×24×11×12.7mm
	UB13SG25	SG25	8×30×14×15.5mm
	UB13SG10Q5P	SG10 (5 pieces)	4×13×6×8.2mm
	UB13SG15Q5P	SG15 (5 pieces)	5×17×8×9.75mm
	UB13SG20Q5P	SG20 (5 pieces)	6×24×11×12.7mm
	UB13SG25Q5P	SG25 (5 pieces)	8×30×14×15.5mm
	UB13SG15EW	OD16mm	Eccentric wheel for SG15
	UB13SG15S18	M5*18mm	Screw for SG15
	UB13SG15S22	M5*22mm	Screw for SG15


13.3 PU Wind Pipe

Name	SKU	Specifications
PU Wind Pipe 	WP13PU4X6	4*6mm
	WP13PU4X4	4*4mm
	WP13PU4X25L150	blue 4*2.5mm L150
	WP13PU4X6L200	blue 4*6mm L200


13.4 Silicone Pipe

Name	SKU	Specifications
Silicone Tube 	ST13C7X10	7*10mm
	ST13C8X11	8*11mm


13.5 Silicon Washer

	SKU	Diameter	Specifications
	SW13D18	18mm	14*18mm T1.5mm
	SW13D19	19mm	15*19.05mm T1.5mm
	SW13D20	20mm	16*20mm T1.5mm
	SW13D25	25mm	19*25mm T1.5mm




13.6 Tube Fitting Elbow

Name	SKU	Specifications
Tube Fitting Elbow 	TFE13PL601	PL6-01 Air Gate 6mm
	TFE13PL801	PL8-01 Air Gate 8mm


13.7 High Voltage Cable

	SKU	Specifications
High Voltage Cable 	HV13A01	1m
	HV13A01Q3P	3m
	HV13A01Q5P	5m


13.8 High Voltage Cable Connector

		SKU	Specifications
High Voltage Cable Connector		HVC13A01	Type A
		HVC13YL01R	YONGLI(Red)
		HVC13A15C	With 1.5m Cable
		HVC13A30C	With 3m Cable

13.9 Low Voltage Cable

	SKU	Specifications
Low Voltage Cable 	LV13A01	\

13.10 International Plug Adapter

	SKU	Model	Applicable	Maximum Power	Maximum Current	Rated Voltage
	IPA13CH	CH	United States, Canada, Japan, Taiwan, etc	2500W	10A	250V-
	IPA13CN	CN	UK, Singapore, Hongkong, etc	2500W	10A	250V-
	IPA13EU	EU	Germany, France, Holland, etc	2500W	10A	250V-
	IPA13IND	IND	South Africa, India, etc	1500W	6A	250V-
	IPA13IT	IT	Italy, Chile, etc	2500W	10A	250V-
	IPA13RSA	CN	China, Australia, New Zealand, etc	2500W	10A	250V-
	IPA13UK	CH	Switzerland, etc	2500W	10A	250V-
	IPA13US	RSA	South Africa, India, etc	1250W	10A	125V-