

## 2CM Packaged Laser Diode

High Power Multi-Mode SemiNex Lasers  
 12xx to 19xx nm  
 Custom Wavelengths Available  
 Fiber Coupled

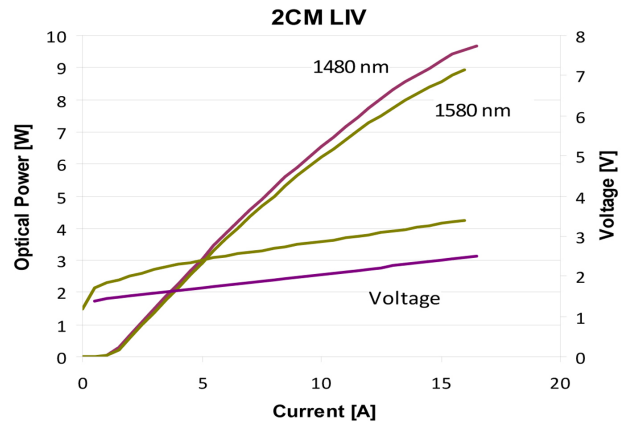
### Applications


- Professional Medical
- DPSS pump source
- LiDAR
- Free Space Communications
- Military / Aerospace

### Features

- Two Laser Chip Package
- Cost effective fiber coupled design
- High Output Power
- High Dynamic Range
- High Efficiency
- Standard Low Cost Package

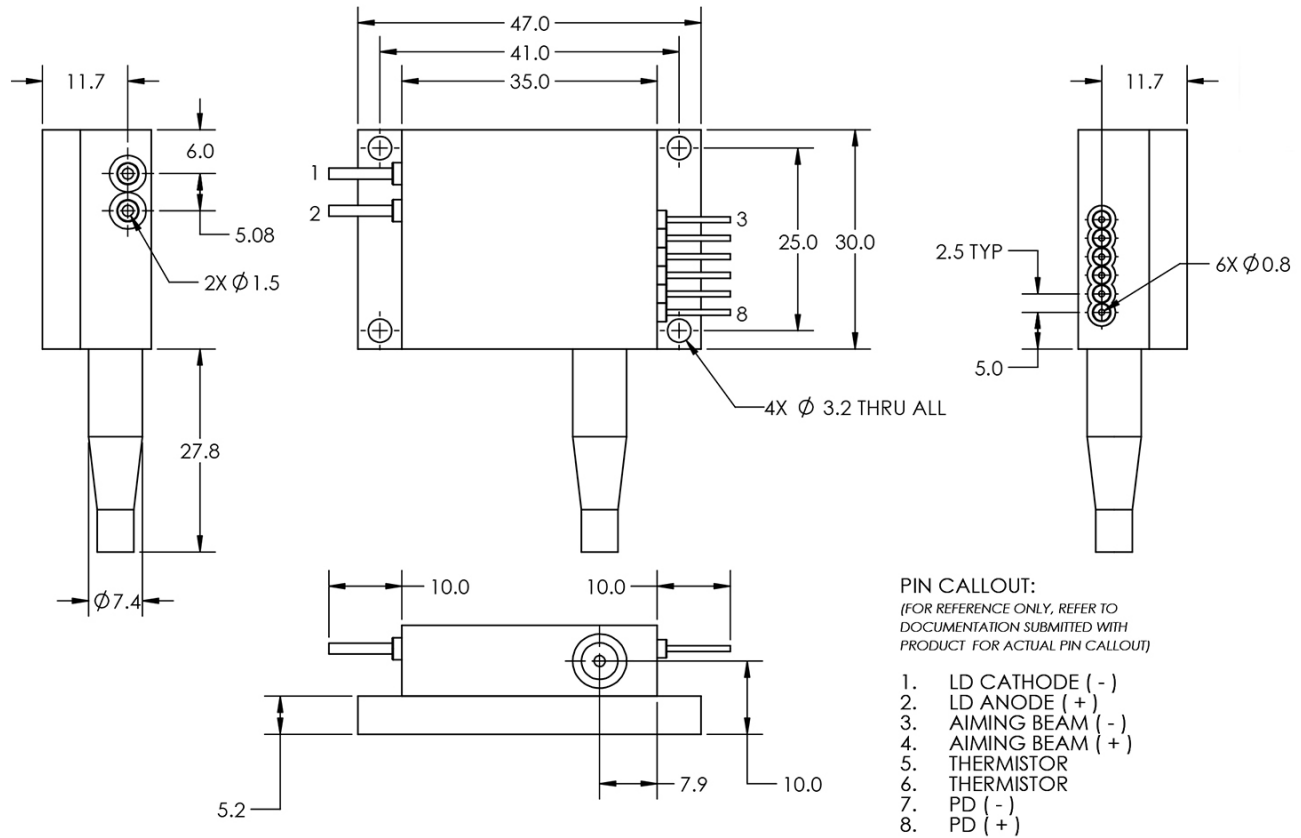
SemiNex delivers the highest available power at infrared wavelengths between 12xx and 19xx nm. When necessary we will further optimize the design of our InP laser chips to meet our customers' specific optical and electrical performance needs. Diodes, bars and packages are tested to meet customer and market performance demands. Typical results and packaging options are shown. Contact SemiNex for additional details or to discuss your specific requirements.





	Symbol	2CM-102	Units
<b>Optical</b>			
Center Wavelength	$\lambda_c$	1550	nm ( $\pm 20$ )
Output Power (CW)	$P_o$	7.70	watts ( $\pm 10\%$ )
Spectral Width	$\delta\lambda$	10	nm 3dB
Slope Efficiency	$\eta_s$	0.4	W/A
Optical Fiber Core Dia.	$\eta_c$	200	$\mu\text{m}$
Optical Fiber NA		0.22	
Fiber Length		1	meters
Connector		SMA905	
<b>Electrical</b>			
Power Conversion Eff.	$\eta$	19.00	%
Threshold Current	$I_{th}$	0.5	A
Operating Current	$I_{op}$	12	A
Operating Voltage	$V_{op}$	3	V
Lead Soldering Temp.	$^{\circ}\text{C}$	250	$^{\circ}\text{C}$
<b>Aiming Beam</b>			
Output Power	$P_a$	2	mW
Wavelength	$\lambda_a$	635	nm
Operating Current**	$I_{op}$	65	mA
Voltage Limit	$V_{max}$	2.3	V
<b>Mechanical</b>			
Weight		170	g
Operating Temp.**		-40 to 60	$^{\circ}\text{C}$
Storage Temp.		-40 to 80	$^{\circ}\text{C}$
<b>Thermistor</b>			
Thermistor Constant	$\beta$	3477	$\beta$
Thermistor Resistance	R	10000	K ohm

Specified values are rated at a constant heat sink temperature of 20°C.  
 \*\*Specified operating conditions are based on 20C heat sink temperature. High temperature operation will reduce performance and MTTF.  
 Unless otherwise indicated all values are nominal.



All statements, technical information and recommendations related to the product herein are based upon information believed to be reliable or accurate. The accuracy or completeness herein is not guaranteed, and no responsibility is assumed for any inaccuracies. The user assumes all risks and liability whatsoever in connection with the use of a product or its application. SemiNex Corporation reserves the right to change at any time without notice the design, specification, deduction, fit or form of its described herein, including withdrawal at any time of a product offered for sale herein. Users are encouraged to visit [www.seminex.com](http://www.seminex.com) for the latest data. SemiNex Corporation makes no representations that the products herein are free from any intellectual property claims of others. Please contact SemiNex for more information. © 2016 SemiNex Corporation

SemiNex Corporation • 153 Andover St • Danvers, MA 01923 • 978-326-7700 • Email: [info@seminex.com](mailto:info@seminex.com) • [www.seminex.com](http://www.seminex.com)

